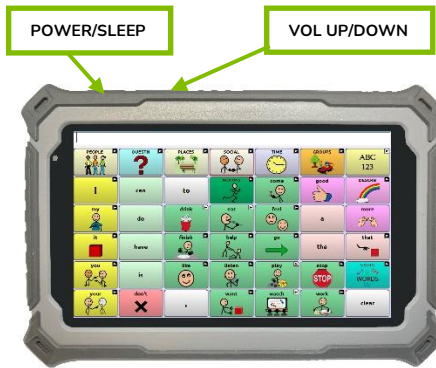


**LR7-30+: Downloading & Setting up Gboard**



**Important Functions**

Below are the main Functions buttons on the LR7-40:

**Menu** allows you to determine which vocabulary file will be used, which augmentative options are enabled, how and when to speak messages, and how a wide variety of other options are configured.

**Home** navigates out of Chat Software to the Home screen of the Android software.

**Back** navigates to previous page or to previous Menu. Pressing and holding the Back button also reveals the Chat Software menu.

Click [HERE](#) to download Chat Editor

**Technical Support:**

Tel: +44 (0)1733 370 470 (Option 2)

Email: [info@liberator.co.uk](mailto:info@liberator.co.uk)

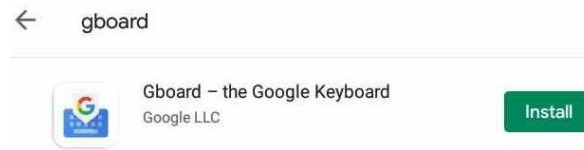
**Regional AAC Consultants:**

If you wish to speak to your Regional AAC Consultant, please call +44 (0)1733 370 470 (Option 3)

Gboard is an alternative keyboard for use on smaller Chat devices. The size of the keyboard can be changed allowing for better visibility of the Chat Software when editing buttons and pages, or simply setting passwords.

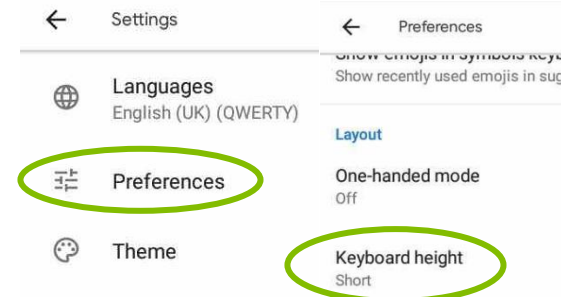
**To Download Gboard**

1. Select **Menu > Exit** to exit out of NovaChat.
2. In Android tap on the App tray or, swipe up from the bottom of the screen, and select “Play Store” (you may need to log in or set up an account if you haven’t done so already).
3. Search for “Gboard”, select Gboard – The Google Keyboard, then tap Install.



**To Set Up Gboard**

1. Press the “Home” button to return to the Android desktop. Gboard will have saved an icon onto the home screen – if you can’t see this then tap the App tray and select Gboard from the list.
2. Set Language to **English (UK) (QWERTY)**.
3. Select **Preferences**, select **Keyboard Height** and select either Short or Extra Short (Extra Short is a slightly smaller keyboard than Short).

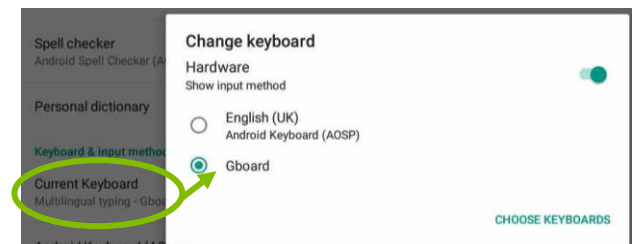
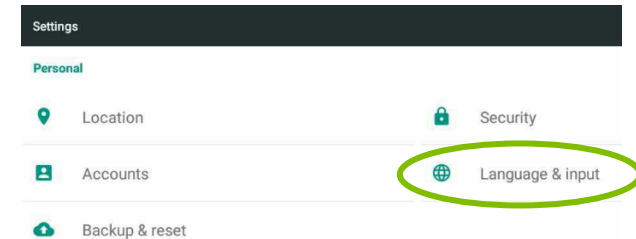



**Keyboard height**

- Extra short
- Short
- Mid-short

*Note: Any other settings within Gboard can be changed to your personal preferences.*

4. Close Gboard (press the “Home” button) and select the App tray.
5. Select Settings (not Google Settings).
6. Select Language & Input, Current Keyboard and select Gboard.



7. Press the Home button to exit Settings and select NovaChat®  from the home screen.
8. You should now find that when you edit a button the new keyboard is displayed instead of the default Android one. Setting Short or Extra Short means that less of the screen is covered enabling you to see what is being typed, and also scroll to the next box without having to close the keyboard.

