




## NOVACHAT FAQs: Backing Up Vocabularies






### Important Functions

Below are the main Functions buttons on the NOVA chat devices:

**Menu Button**  /  /  allows you to determine which vocabulary file will be used, which augmentative options are enabled, how and when to speak messages, and how a wide variety of other options are configured.

**Home Button**  /  /  /  navigates out of Chat software to the Home screen of the Android software.

**Back Button**  /  /  navigates to previous page or to previous Menu. Pressing and holding the Back button also reveals the Chat software menu.

 Click [HERE](#) to download Chat Editor

### Technical Support:

01733 370 470 (Option 2)  
Email: [info@liberator.co.uk](mailto:info@liberator.co.uk)

### Regional AAC Consultants:

If you wish to speak to your Regional AAC Consultant, please call 01733 370 470 (Option 3)

### What Happens When I Create a Backup?

When you create a backup from Chat Software to Chat Editor or a USB stick you are saving the user's vocabulary library (including any Vocabulary Builder files).

### Does Speech get Backed Up?

No, this has to be saved to a profile and backed up separately.

### Do Switch Settings get Backed Up?

No, these have to be saved to a profile and backed up separately.

### How do I Back Up my Vocabulary?

There are 2 main ways to ensure your vocabulary is backed up:

1. Using Chat Editor on a Laptop or PC
2. Using a USB multi-stick

For further support please see our Quick Reference Guides:

1. NovaChat Transferring Vocabs via Chat Editor
2. NovaChat USB Transfer

If you are struggling to back up your vocabularies, please contact Technical Support for further assistance.

### How do I Create a New Profile?

When you access the Profiles menu (**Menu > Application Settings > Profiles**) you are presented with 4 options: Load, New, Save..., Delete.

If you wish to create a new profile you will need to select New first to create a profile, then Save.

### How do I Save a Profile?

If you already have a profile (or profiles) then you can access the Profiles menu, select Save and choose which profile you'd like to save.

### How do I Load a Profile?

Access the Profiles menu and select Load. Choose the profile you wish to load. Your profile will load, and you will be automatically taken back to your vocabulary.

### How do I Delete a Profile?

Access the Profiles menu and select Delete. Choose which profile you would like to delete and confirm Yes. That profile has now been deleted.

### Why Can't I Load or Import my Vocabulary onto my Device or Chat Editor?

Any vocabularies saved from software version 2.34 or higher (either in Chat Editor or Chat Software) will not import into a lower software version. E.g. your device has been updated to the latest Chat software version (v2.34 or above) but Chat Editor on your PC is still at version 2.33 or below – you will not be able to load your vocabulary from the device into Chat Editor until you update it to the latest version.