

2025  
Calendar




# Dare to Dream with AAC

# What Your Consultant Can Do for You

You and your support team can trust in your consultant for unparalleled knowledge and service. They're always just a phone call away, connecting you to the most appropriate communication solutions and resources for your unique needs.

- On-site device consultations
- Lifetime device support
- Assistance with the funding process
- Supporting free device loans
- Implementation support for parents and professionals
- Device setup and training

Your Liberator  
Consultant  
is Here to Help!



Celebrating individuality, empowering lives.

[www.liberator.co.uk](http://www.liberator.co.uk)

## Your Calendar Development Team:



**Cortney Maholtz**  
M.A., CCC-SLP  
Training &  
Implementation  
Specialist



**Beth Waite-Lafever**  
M.A., CCC-SLP, ATP  
Training &  
Implementation  
Specialist



**Heather Prenovost**  
M.S., CCC-SLP  
Training &  
Implementation  
Supervisor



**Deb Gress**  
Marketing Manager



**Sarah Scherdt**  
Products & Services  
Marketing Specialist



**Lisa Wilding**  
Graphic Designer

As part of the PRC-Salttillo family, all of us at Liberator are thrilled to be able to share this resource

# What Will You Dream Up with the 2025 Calendar?

Indulge your fantasies and let your imagination soar with the 2025 PRC-Salttillo Calendar! You will explore and create fantastical creatures, out-of-this-world places, and wondrous stories! With a fantasy and magic theme, you'll read stories and enjoy activities about unicorns, dragons, and more! Every magical game and sensory-based activity will spark your imagination!

Download the PRC-Salttillo Book of Imagination for even more fantastical activities. Each month includes a whimsical craft to create and prompts to write incredible stories. You might even decide to put together your own Book of Imagination!

Imagination and imaginative play are crucial. They help children develop receptive and expressive skills as well as learn social skills and how to interact with others. By exploring different characters, worlds, and scenarios, children discover who they are and how to make connections with others.

If you can imagine it,  
you can achieve it.  
If you can dream it,  
you can become it.

— William Arthur Ward

Download the  
Book of Imagination here:



The symbols used in this work are owned by n2y, LLC. Used with permission under license. © 2025.

© 2024-2025 PRC-Salttillo. Non-commercial reprint rights for clinical or personal use granted with inclusion of copyright notice. Commercial use prohibited; may not be used for resale. WordPower® is a trademark of Inman Innovations, Inc.; © 2001-2025.

# TAAP Your Way through Fantasy!

TAAP your way through any activity or situation with your AAC learner. The TAAP strategy allows you to follow their lead, make connections, and encourage communication. Plus, it allows you to communicate for more than just requesting and getting wants and needs met.

## What exactly does TAAP stand for?

## Suggested words and phrases to use when TAAPing:



### Talk about it.

Talk about images you see on the page or what you just read. Comment, state an opinion, share and show objects, or whatever else comes to your mind!

Wow  
Cool  
Like  
Cute  
So

Very  
Awesome  
Amazing  
Really  
Great

Terrific  
Scary  
Look  
Better  
Listen

See  
Let's  
Watch  
Tell



### Ask a question.

Ask your AAC learner an open-ended question to encourage their participation.

What do you think?  
What's that?  
What?  
What else?

How many?  
Who is that?  
How does it feel?  
Why did that?

Why?  
Will?  
Where go?



### Acknowledge via response.

Acknowledge and respond to your AAC learner. Let them know they have been heard and are part of the conversation. You may need to put what they say in context.

Yes  
No  
I agree  
I think so too

Let's see  
So  
Very  
Maybe

Could be  
No way  
Probably



### Propel the conversation and/or Predict.

Keep the conversation going by making another natural comment, maintaining the topic, or make a prediction about what will happen next. Predicting is a great way to model your thoughts and ideas.

Let's see  
Let's find out  
What else  
I want


More  
I think  
I wonder



In previous calendars, the TAAP method helped you explore science, the arts, and sports. Use the same TAAP strategy to learn, read, and talk about fantastical creatures and worlds. You'll find ideas on words to model while reading. Plus, use other words that make sense to you and your AAC learner in the moment. You can model words, phrases, or sentences when TAAPing! Keep the interaction natural and keep modeling!


# Supports for Success

Implementing an AAC system is a big part of the AAC journey! On the AAC Language Lab, there are many materials and resources to help your learners discover their voices and experience the magic of communication! Check out some of the available resources.



## Active with AAC

"Active with AAC" is a great resource filled with interactive ideas and corresponding words to model with your AAC learner. There are also tips for engaging your AAC learner, expanding modeling and language, and building success.




## Let's Teach Core

If you are focusing on specific words, "Let's Teach Core" is a tried-and-true resource for all PRC-Salttillo language systems that can help you teach words.



## PRC-Salttillo Literacy Planner

Ready to read more? The PRC-Salttillo Literacy Planner is another resource full of books, crafts, activities, and tips for building literacy.



[aaclanguage.com](http://aaclanguage.com)




## Ask Good Questions!

**Keep your AAC learner talking by asking questions.**

Some questions lead to more conversation and connection with your AAC learner. These are called open-ended questions. An open-ended question is one where you cannot guess what your AAC learner will say.

Open-ended questions often begin with the wh- question words: what, where, why, and when. Some examples are:

- What do you think?
- What should we do?
- Where should we go?
- Why do you think...?



Asking open-ended questions creates opportunity for back-and-forth communication unlike questions such as "Do you like it?" or "Do you want more?" that do not encourage more communication. Nobody enjoys feeling like they are being quizzed, so model asking questions and many other functions of communication, including commenting and sharing your thoughts, in your conversation.

Try using the TAAP strategy  
to practice asking questions.





## The Whisper

Written and Illustrated by Pamela Zagarenski

Imagination can take you anywhere! A little girl learns this lesson when she receives a special picture book without words. She is disappointed at first, but soon realises she can create stories and worlds of her own. Will you follow this little girl and create worlds of your own this year?

# JANUARY 2025

Sun	Mon	Tue	Wed	Thu	Fri	Sat
			1	2	3	4
5	6	7	8	9	10	11
12	13	14	15	16	17	18
19	20	21	22	23	24	25
26	27	28	29	30	31	

TAAP your way through reading and fantasy activities with these suggested words and messages:

T

wow  
look

Wow!, Look at that!, Wow! Look at me!

A

what  
will

What will she create next?, What's next?,  
What's that?

A

that

That is cool!, That would be amazing!,  
That's true!

P

see

Let's see!, We'll see!, Let's see if...

## Create Your Character

Just like the girl in the story *The Whisper*, you hold the magic to create your own character and story.

- Get out your favorite costume or make a totally unique outfit for your character
- Create extra-special accessories for your character with craft supplies
- Give your character a name; make it silly, scary, or sensational—whatever your heart desires
- Use your imagination to create a story about your new character by considering who they are, where they live, and what fun they will have



In the PRC-Salttillo Book of Imagination, you can record all the details of your adventure!



Download the  
PRC-Salttillo Book of Imagination  
for more fantastical activities  
for you to try each month.






## Be Natural in Your Communications

**Responding naturally to your AAC learners is a great way to model more words and language.**


Whatever you would say in a conversation with someone else, you can say and model to your AAC learner. Though the way you communicate is different with an AAC device, what you say to your AAC learners can be the same!

Focus on making a connection and communicating with your AAC learner. Research shows that the best way to learn a language is to hear it and be exposed to it. This is true for AAC learners too! The best way to expose them to their language is to respond naturally to questions and situations. You don't need to pick special words to model and respond with for every conversation. This can be overwhelming and intimidating. Be yourself and enjoy the magic of communication.



Take the PRC-Salttillo Challenge  
Week to develop your skills  
as a communication partner.





## Miss Turie's Magic Creatures

Written by Joy Kellar / Illustrated by Richard Watson

Are you looking for a new pet? Maybe Miss Turie's Magic Creatures shop has the perfect pet for you! Miss Turie always knows the very best matches. Learn about her many marvelous creatures and find out which one is right for you.

# ✦ ✦ FEBRUARY 2025 ✦ ✦

Sun	Mon	Tue	Wed	Thu	Fri	Sat
						1
2	3	4	5	6	7	8
9	10	11	12	13	14	15
16	17	18	19	20	21	22
23	24	25	26	27	28	

TAAP your way through reading and fantasy activities with these suggested words and messages:



oh my  
no way

Oh my!, No way, that's scary!, No way!



how

How did she get that?, How do you...?,  
How will it...?



so  
really

That's so cool!, It's really...,  
I really can't believe it!




next

What's next?, What's the next one?,  
Let's see the next!

## Magical Creature Match

Play the Magical Creature Match game found in the PRC-Salttillo Book of Imagination, Go Fish, or another fun game of your choice.

As you play, continue to model language on the AAC system. Make comments about the creatures, such as "how do you feel about them?" or "how do they look?" Comment on the game like whose turn it is, finding a good match, or whatever else feels natural.



Download the  
PRC-Salttillo Book of Imagination  
for more fantastical activities  
for you to try each month.






## Always Respond to All Communication


**Communication occurs in many ways throughout the day.**


Voices speak. Faces express many messages. Hands gesture. Sometimes, we just make noises. Other times, we use writing, like texting. There are numerous ways to communicate and we need all of them!

Individuals who use AAC also use many different methods to communicate. Always respond to what your AAC learner communicates to you. If they point, make a noise, move away, or use one word to respond, always respond to that communication in a natural way. You can repeat and expand, ask a question, or make a comment on what your AAC learner communicated when modeling on the AAC system. This ensures they feel respected and learn the value of communication.



Use this handout to  
prep and plan how  
you will respond.





## Dragons Love Tacos 2: The Sequel

Written by Adam Rubin / Illustrated by Daniel Salmieri

The world has a problem! Dragons love tacos, and there's not even one left in the entire world! In this fun adventure, dragons travel back in time to search for their most favorite food. Will the dragons be able to avoid the spicy salsa and bring back their beloved tacos? Read the story to find out!

# MARCH 2025

Sun	Mon	Tue	Wed	Thu	Fri	Sat
						1
2	3	4	5	6	7	8
9	10	11	12	13	14	15
16	17	18	19	20	21	22
23	24	25	26	27	28	29
30	31					

TAAP your way through reading and fantasy activities with these suggested words and messages:

T

uh oh  
like

Uh-oh!, They like that!,  
Uh-oh! They don't like that!

A

do

Do you think they like that?,  
What do you think...?, Do you think they will...?

A

you

You were right!, I think you are right!,  
Would you do that?

P

let's  
think

Let's see!, I think...,  
Let's see what they think!

## A Slimy Dragon

Make your very own slimy, scaly, spectacular dragon slime! With just a few ingredients, you'll set the stage for hours of fun and talking. Remember to TAAP your way through the recipe-making and playtime that follows.

Mix the following ingredients together:

- ½ tbsp baking soda
- ½ tsp cosmetic powder, loosened (like eye shadow) – you pick the color!
- 1 bottle of clear glue
- 1-2 tbsp glitter – you decide how much
- 1 ½ tbsp saline solution
- 2 tbsp water



Download the  
PRC-Salttillo Book of Imagination  
for more fantastical activities  
for you to try each month.






## Follow Their Lead

**When someone first gets a speech-generating device, their communication partners are often very excited to finally be able to communicate with them.**


This can lead to prompting, and sometimes, forcing someone to say and do specific things. How would you feel if you were forced to say something? Being forced to use a communication device will likely not lead to good outcomes.



The best thing you can do is follow your AAC learner's lead. Invite them to communicate, but don't require it. Continue modeling on the AAC system. Keep connecting with your AAC learner through activities and conversation topics that interest them. They will want to be part of the fun if you focus on following their lead.

Active with AAC is a great way to incorporate AAC with a preferred activity.





## Don't Call Me Grumpycorn

Written and Illustrated by Sarah McIntyre

Outer space adventure is calling Unicorn, Narwhal, Mermaid, and Jellyfish! Everyone is soaring until the friends disagree about which planet to explore first. Unicorn quickly turns into Grumpycorn when he doesn't get his way. Will Unicorn learn that friendship matters most?

# APRIL 2025

Sun	Mon	Tue	Wed	Thu	Fri	Sat
		1	2	3	4	5
6	7	8	9	10	11	12
13	14	15	16	17	18	19
20	21	22	23	24	25	26
27	28	29	30			

TAAP your way through reading and fantasy activities with these suggested words and messages:

T

awesome  
not

That looks awesome!, Not that one!,  
Not nice!

A

where  
they

Where will they go?,  
Where are they going?, Where to next?

A

maybe

Maybe., Maybe, they will.,  
Maybe, let's see.

P

I

I think..., I agree..., I want more!

## Unicorn Foam

Make this sensational sensory foam with just a few items for hours of fun and talking! As you play, TAAP your way through talking about the awesome things you are doing and feeling, the things you do not like, and use the word I to talk about what you are doing.



You will need:

- Blender
- ¼ cup of warm water
- 2 tbsp washing-up liquid
- 2 tbsp cornflour
- 3 colors of food colouring – you pick!
- Unicorn or other toys
- Bucket

Mix the water, washing-up liquid and cornflour together in a blender. You will make 3 batches of foam. Add only 1 colour of food colouring per batch. Blend the materials until stiff and foamy. Add more cornflour and washing-up liquid if too watery. Put all colours in a bucket with toys and enjoy imaginative play together!

Download the  
PRC-Saltlilo Book of Imagination  
for more fantastical activities  
for you to try each month.





## Describe It with Core

**There are thousands of words in the English language!**


We can't program them all into an AAC system. So, what do you do when you don't have a word available in your system? You can certainly add it. It takes time, but it's worth it if you will use the word repeatedly. You can also use the descriptive method.

The descriptive method is a way of using the vocabulary you do have to describe words you don't. If you wanted to talk about a dragon, but didn't have that word in your vocabulary, you could say:

- Big lizard
- Lizard that flies
- Fire lizard

Or anything else you can think of to describe a dragon!

The descriptive method can also be a teaching tool. Learn more about descriptive teaching on [AAC Learning Journey](#).



If you need to add words, use this handout to plan what and where to put new words.





## Once Upon a Mermaid's Tail

Written by Beatrice Blue

Theodore loves going out on his boat to collect fish! On one trip, he finds something beautiful and rare. He wants to keep the creature in the shell. Sadly, she is not feeling well in her new tank home. Will Theodore do the right thing and save this unique creature?

MAY 2025						
Sun	Mon	Tue	Wed	Thu	Fri	Sat
				1	2	3
4	5	6	7	8	9	10
11	12	13	14	15	16	17
18	19	20	21	22	23	24
25	26	27	28	29	30	31

TAAP your way through reading and fantasy activities with these suggested words and messages:



cool  
this

That's cool!, This is so cool!,  
It looks so cool.



will  
why

Why did he do that?, Will she be okay?,  
Will he...



know

I know!, I know it will..., Who knows!



wait

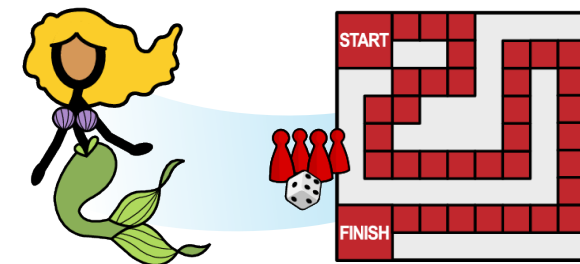
Wait!, I can't wait!, Don't wait!

## A Mermaid's Game

Mermaids love to swim and play in the ocean. In the PRC-Salttillo Book of Imagination, you can explore a mermaid's world with a fun board game. All you need is a dice and player markers.

TAAP your way through playing the game. You can say "Cool!", "This one", "Wait, it's my turn", or whatever else feels natural.

There are even spaces on the game board for you to add target core words to say while you play. Who will win?



Download the  
PRC-Salttillo Book of Imagination  
for more fantastical activities  
for you to try each month.





## What Did You Say?

**Take a minute to think about what you communicate to others throughout an entire day.**


Did you talk about your day and tell stories? Did you ask or answer questions? Did you joke around with friends? Chances are you did! How many times did you ask others for things you needed or wanted? Chances are you only did this a few times.

For individuals learning to use AAC, asking for wants and needs is often a place to start and get stuck. As you now realise, so much more is communicated throughout the day! It is important to model many types of communication for your AAC learners:

- asking and answering questions
- making comments and sharing opinions
- sharing stories and talking about the future


If you need more information on the reasons we communicate, check out this resource on the **AAC Language Lab**:

[aaclanguage.com/resources/communication-function-reference-sheet](https://aaclanguage.com/resources/communication-function-reference-sheet)



Find the Communication  
Reference Sheet here!





## The Troll

Written by Julia Donaldson / Illustrated by David Roberts

Troll wants a tasty goat to eat. Yet night after night, fish is for supper. While Troll dreams of goat, Hank Chief and his pirate crew search for treasure. When the pirates get lost for the thousandth time, they run into Troll. Join the fun when their worlds collide in this wild and wonderful story!



# JUNE 2025

Sun	Mon	Tue	Wed	Thu	Fri	Sat
1	2	3	4	5	6	7
8	9	10	11	12	13	14
15	16	17	18	19	20	21
22	23	24	25	26	27	28
29	30					

TAAP your way through reading and fantasy activities with these suggested words and messages:

T

oh no  
it

Oh no!, Oh no! He/They got it!,  
Oh no! That's not it!

A

what

What will he/they do?, What will...?,  
What did he get?

A

I don't know

I don't know, maybe!, I don't know!,  
I don't know too!

P

he  
find

Will he find it?, I think he finds...,  
I think he...

## Troll Out!

Turn into a troll by creating your very own troll hair. Costume and other accessories are up to you. Once you complete your transformation, troll out! Will you be a nice troll? Or a funny troll? Use your imagination to decide!

You will need:

- Headbands – get these from a dollar store
- Tulle – found at craft stores
- Rubber bands
- Ribbon and other accessories
- Hot glue and hot glue gun

To make your troll hair:

1. Cut strips of tulle about 2 feet long. Fold them in half.
2. Tie the tulle to the headband.
3. Once you have enough hair tied on, gather the hair and use a rubber band to secure it.
4. Decorate with ribbon and other accessories to match your style.



Download the  
PRC-Saltlillo Book of Imagination  
for more fantastical activities  
for you to try each month.





## Focus on Growth

**Implementing an AAC system is an opportunity to help an individual who cannot speak begin to have a voice in their world.**

It can feel overwhelming...what words to model?  
When to model? How often? When to add  
more words?


Good news! You don't have to get everything  
perfect. Just keep modeling and focusing on  
growth. Try to be one level ahead of your AAC  
learner. If they are using one word on the AAC  
system to communicate to you, model two  
and three words at times.



A benefit of using a system with robust core vocabulary is that you can follow  
a pattern of typical language development. You can start with saying and  
modeling one word then put two words together. Eventually you will add  
grammar and more! Start where you are and just keep modeling.

Let's Teach Core is a great  
resource to focus on  
modeling many words.





## Backyard Fairies

Written and Illustrated by Phoebe Wahl

Do you think fairies are real? In this fantastic story, they must be! Read along to learn about all the magic fairies do, like braid the dog's hair and make circles in our yards. Join a curious girl on her journey to find the fairies all around us.

Sun	Mon	Tue	Wed	Thu	Fri	Sat
		1	2	3	4	5
6	7	8	9	10	11	12
13	14	15	16	17	18	19
20	21	22	23	24	25	26
27	28	29	30	31		

TAAP your way through reading and fantasy activities with these suggested words and messages:

T

OMG fun

OMG!, OMG that's fun!, So fun!

A

who did

Who did that?, Who is that?, Did she find them?

A

yes

Yes!, Yes, I think so too!, Yes, me too!

P

will

Will she find them?, Will they come out?, Will...?

## Build a Fairy Friend


Build a fairy or two with the paper doll template in the PRC-Salttillo Book of Imagination and take them on grand adventures. Where will you and your fairy friend go? What will you do?

While you enjoy imaginative play in the land of fairies, talk about all the fun things you are doing! You can say "This is fun!", "OMG, we found it!", "OMG look at that!", "Who is that?", "Did you see that?" Or whatever else feels natural on your adventure.



Download the PRC-Salttillo Book of Imagination for more fantastical activities for you to try each month.






## How Would You Describe It?

### Adjectives are full of descriptive magic!


They give us information about what something looks like. Adjectives tell us color, size, shape, and other interesting details. Many of the feeling words we use throughout the day, like happy, bored, and uncomfortable, are also adjectives. Teaching AAC learners how to use adjectives in their speech can be incredibly beneficial. They can begin to talk about anything when they have these words at their disposal.

Don't forget to include small words like so, really, and too that we use all the time. When was the last time you modeled these words for your AAC learner? Can your AAC learner tell you they REALLY like something? Not if you don't model that language for them. Adjectives are VERY important. Model them regularly so your communicators will use them TOO.



Look how many words are adjectives on this list of the 330 most used words!





## Monsters Love Underpants

Written by Claire Freedman / Illustrated by Ben Cort

Howling ones here. Woolly ones there. This book has monsters everywhere! Enjoy this rhyming tale about all the different kinds of monsters and the one thing they have in common. Monsters love underpants!

# AUGUST 2025

Sun	Mon	Tue	Wed	Thu	Fri	Sat
					1	2
3	4	5	6	7	8	9
10	11	12	13	14	15	16
17	18	19	20	21	22	23
24	25	26	27	28	29	30
31						

TAAP your way through reading and fantasy activities with these suggested words and messages:

T

that  
funny  
scary

That is funny!, That is scary!,  
That's funny and scary!

A

why

Why do they need that?, Why do...?,  
Why does it...?

A

they

They love them!, They are silly!, They are...

P

get

Will they get more?, I think they will...,  
Maybe they will...

## Monster Bin

You and your monster creations are invited to explore and relax in a monster-themed sensory bin! TAAP your way through the activity. Talk about the monsters you create, what they are doing, and what else you can get for your bin.

You will need:

- Bucket
- Water beads – colourful are best for this
- Accessories for the bucket: googly eyes, pom pom balls, whatever else you want
- Clear plastic cups
- Sharpie® marker

Follow instructions on the package to create the water beads. Once done, put the water beads and your other accessories in the bin. Use the Sharpie marker to draw monster faces on the clear plastic cups. Have fun filling your cup and creating monsters!



Download the  
PRC-Saltlillo Book of Imagination  
for more fantastical activities  
for you to try each month.






## What Are You Doing?

**When we communicate with others, the action words, or verbs, do the work.**

Would you know what someone meant if they said, "I shoes?" It could mean "I like shoes," "I want shoes," "I need shoes," or "I hate shoes!" Without a verb, we can't be sure what is being communicated.

Things or nouns are often the focus when trying to build language. Nouns are important, but limiting without verbs. Another great way to build the language of your AAC learner is to focus on teaching verbs. Model a variety of verbs to help expand what your AAC learner can communicate. They can share opinions, ask questions, talk about the past and future, and more.



Use the QUAD profile to identify what words and messages to focus on!





## Do Not Bring Your Dragon to the Library

Written by Julie Glassman / Illustrated by Andy Elkerton

You want to go to the library, and you want to spend time with your dragon? Well, you absolutely must not bring your dragon to the library. This rhyming book explores the many reasons why it's not a good idea in a silly and amusing story.

# SEPTEMBER 2025

Sun	Mon	Tue	Wed	Thu	Fri	Sat
	1	2	3	4	5	6
7	8	9	10	11	12	13
14	15	16	17	18	19	20
21	22	23	24	25	26	27
28	29	30				

TAAP your way through reading and fantasy activities with these suggested words and messages:

T

yikes too

Yikes!, It's too big!, Yikes! Too much!

A

where

Where will they go?, Where will he...?, Where will they...?

A

probably

Yes, probably!, They could probably..., Probably!

P


it is

What is the rule?, It is not a good idea., How will it end?

## Dringo

Play a fun game of Dringo, or dragon-themed Bingo with the printouts found in the PRC-Salttillo Book of Imagination. All you need is markers for the game!

TAAP while you play to spark imagination and communication. There are many things you can say about the dragons and the game. You might say, "Yikes! That dragon is scary!", "Yikes, you only need one more!", "I got it too!", "Where is it?", or "There it is!" Keep talking and have fun!



Download the PRC-Salttillo Book of Imagination for more fantastical activities for you to try each month.



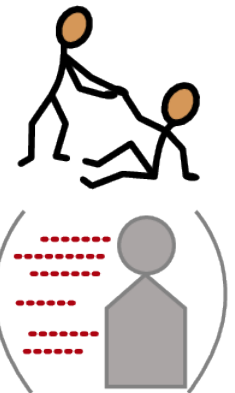


## Small Ways to Help Grow Language

### Don't forget the auxiliary verbs!

Perhaps you've heard them called helping verbs. Words like be, is, do, did, can, are, and will, are very important in language. These small, frequently used words serve many purposes and are often overlooked when modeling language to AAC learners. They don't just "help" other verbs and make our speech grammatical. They can be their own verbs. Think about these messages:


- Can you do it?
- I can!
- I'll do it!
- Did you do that?



Research tells us that individuals who use AAC with more correct grammar are considered to be better communicators by others. This leads to more communication and interaction. Model these words throughout the day when you say them to your AAC learner so they can see them in action. Remember, modeling is one of the most effective and powerful strategies to help AAC learners develop language skills.

Look at this list of the 100 most frequently used core words for ideas.





## Never Let a Unicorn Wear a Tutu

Written and Illustrated by Diane Alber

Do you know what happens when a unicorn wears a tutu? Neither does the little girl in this story! She gives her unicorn a beautiful tutu and what the unicorn does is unbelievable.

# OCTOBER 2025

Sun	Mon	Tue	Wed	Thu	Fri	Sat
			1	2	3	4
5	6	7	8	9	10	11
12	13	14	15	16	17	18
19	20	21	22	23	24	25
26	27	28	29	30	31	

TAAP your way through reading and fantasy activities with these suggested words and messages:

T

cute  
excited

Cute!, She looks cute!, She is excited!

A

what

What is she doing?, What will she get?,  
What's that?

A

she  
get

I think she will get..., Yes, she...,  
She should get...

P

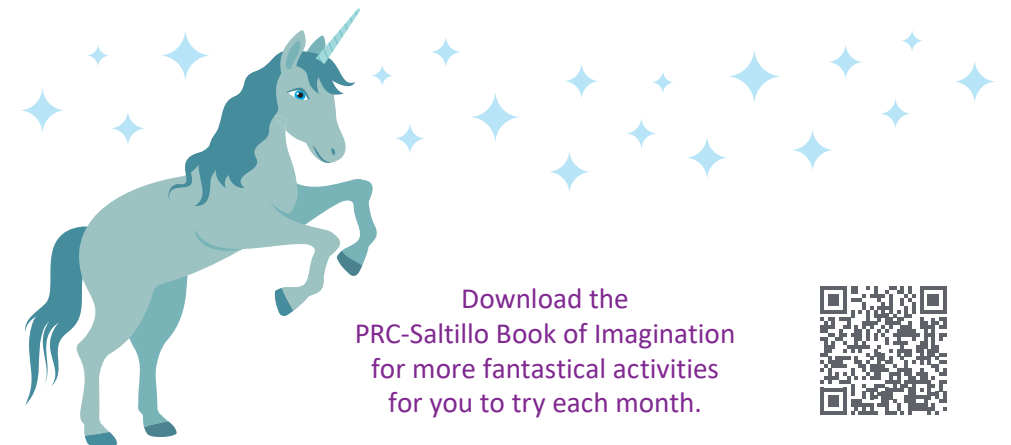

can't

I can't wait!, She can't do that, can she?

## Your Perfect Unicorn

Create your very own pretty, perfect unicorn! Use Play Doh™ or other materials you have on hand to sculpt and build your unicorn. Pick the perfect colours for your unicorn's body, hair, and horn. Make your unicorn happy, sad, excited, or whatever you decide. Once it dries, your unicorn is ready for imaginative play.

While you create your unicorn, there are many things you can say! You might say "That is cute!", "I'm so excited!", "It's cute!", "Get that colour.", "Get that one.", "I can't wait to see it!", or whatever else feels natural.



Download the  
PRC-Saltlillo Book of Imagination  
for more fantastical activities  
for you to try each month.





## It's the Small Things

**Small words can make a big difference.**

Pronouns and prepositions are typically short words, but they communicate so much!

A pronoun is a word that takes the place of a proper noun or thing. You are probably familiar with the pronouns: he, she, you, I, we, they, and it. The words this, that, here, and there are also pronouns. The words this and that are learned very early because they help children gain the attention of others.


Prepositions show relationships between other words and share information like time and location. The words in, on, up, down, and under are learned very early. These tiny words help us communicate many things.

Model pronouns and prepositions along with nouns, verbs, and adjectives because they are so important to communication.

And It The  
**WORDS**  
Up

This helpful handout will give you ideas to grow language with your AAC learner.





## Oona

Written by Kelly DiPucchio / Illustrated by Raissa Figueroa

Oona is a mermaid. Her best friend is an Otter named Otto. Together they love to explore the sea and hunt for treasure. Often their searches lead to sticky situations. Read the story to learn if Oona and Otto will get the best treasure ever (and stay out of trouble)!

# NOVEMBER 2025

Sun	Mon	Tue	Wed	Thu	Fri	Sat
						1
2	3	4	5	6	7	8
9	10	11	12	13	14	15
16	17	18	19	20	21	22
23	24	25	26	27	28	29
30						

TAAP your way through reading and fantasy activities with these suggested words and messages:

T

OMG her

OMG! Look at that!, OMG!,  
OMG! That's cool!

A

will

Will she...?, Will her friends help?,  
Will her work pay off?

A

very

She is trying very hard., She is very good!,  
That is very true!

P

but try

But, she is trying!, Yes, but will she...,  
She should try...

## Mermaid in a Bottle


Create a mermaid in a bottle to shake, look at, and enjoy time after time.

You will need:

- Empty bottle or jar
- Distilled water
- Glitter glue (any colour or clear glue)
- Large and/or fine glitter (any color)
- Liquid food colouring
- Whisk
- Mixing bowl
- Superglue (to glue shut)

To make the bottle:

1. Boil 1 ½ cups of water. Pour hot water into a large bowl.
2. Add glue (about 1/3 of the bottle) and whisk until dissolved in the water. Then, add glitter and stir.
3. Pour into your empty bottle/jar and use superglue to seal the lid.
4. Have fun shaking and talking about your mermaid in a bottle!



Download the  
PRC-Saltlillo Book of Imagination  
for more fantastical activities  
for you to try each month.






## It's a Marathon, Not a Sprint

Famous poet, W. B. Yeats once said, "The world is indeed full of magic things, patiently waiting for our senses to grow sharper."

It is through the magic of communication that new worlds open to us, but they don't open overnight. Your quest to develop language and become fluent in AAC is no different...patience and time will be your "magic wand."


It can be so exciting when you finally get an AAC system and you can't wait to hear what your AAC learner has to say. AAC is a new way to communicate for both of you.

There's much to learn when it comes to implementing an AAC system. It will take time for you to learn to communicate and model language. It will take your AAC learner time to learn to communicate and develop language. It will take time to learn about caring for the device, setting it up, and making adjustments to the device. Just take it one day at a time. You got this!



Remember to include lite-tech supports in your long term plan for communication.





## Yetis Are the Worst!

Written and Illustrated by Alex Willan

Gilbert the Goblin has a lot of opinions! He thinks yetis can't possibly be as great as they sound. He goes north to the coldest cold to find a yeti and prove his theory right. Will Gilbert find a yeti? And will they be the worst, or will they change his mind?



# DECEMBER 2025

Sun	Mon	Tue	Wed	Thu	Fri	Sat
	1	2	3	4	5	6
7	8	9	10	11	12	13
14	15	16	17	18	19	20
21	22	23	24	25	26	27
28	29	30	31			

TAAP your way through reading and fantasy activities with these suggested words and messages:

T

there behind

There it is!, It's behind him!, It's behind!

A

how

How will he find it?, How will...?, How long can it hide?

A

this

This is fun!, This is silly., This is...

P


keep have

He keeps hiding. Will he keep up?, Have you...?

## Monster Guess

**Can you guess the monster?** In the PRC-Salttillo Book of Imagination, you will find a fun question-and-answer game. Similar to other guessing games, ask your opponent questions about the monster they have chosen. Narrow it down and figure out their chosen monster.

While you play, don't forget to model and keep it natural. Some things you can model while playing are "Does your monster have..." "Is it this one?", "Keep guessing.", and whatever else feels natural. Have fun!

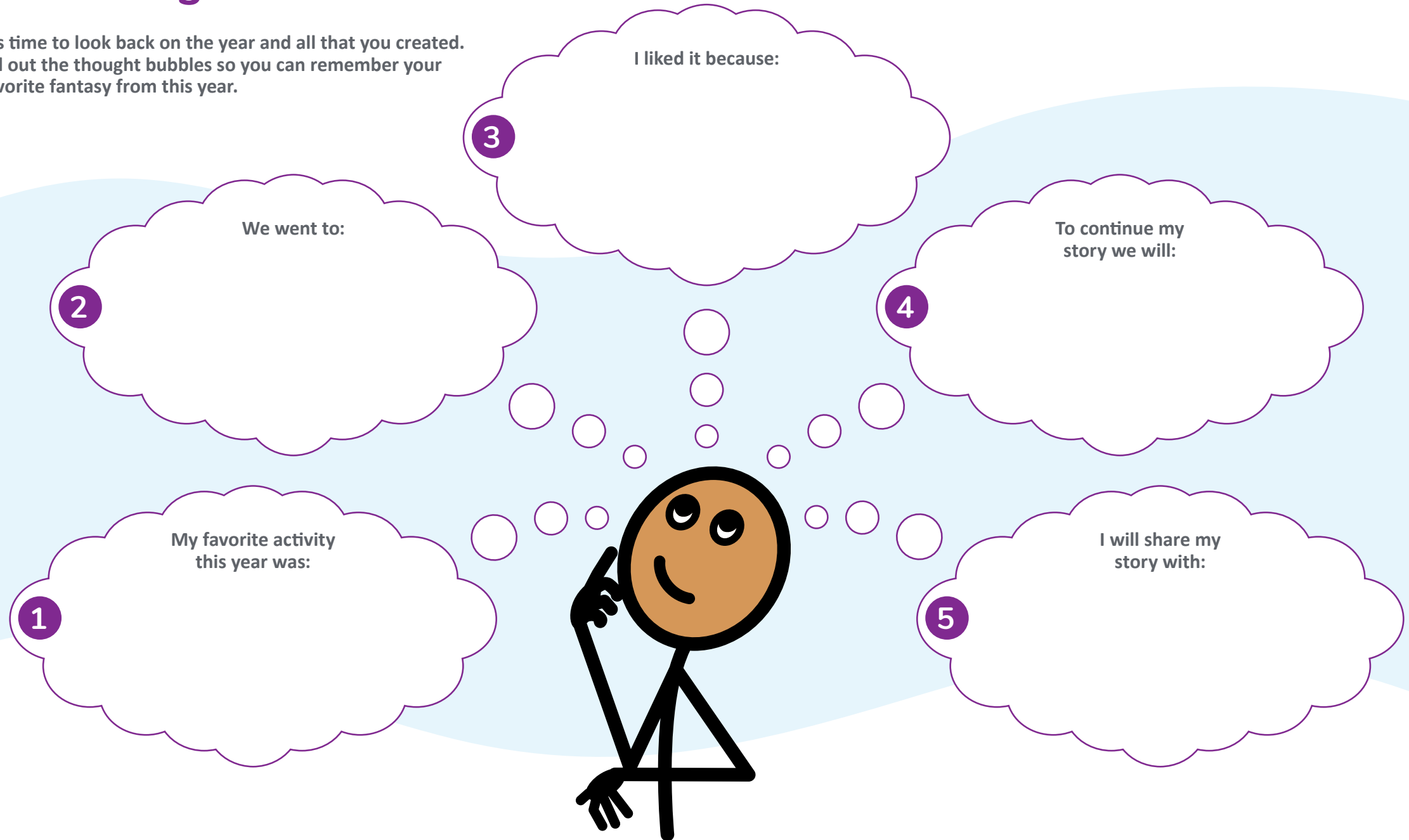


Download the PRC-Salttillo Book of Imagination for more fantastical activities for you to try each month.



# 2025 Imagination Creations

It's time to look back on the year and all that you created. Fill out the thought bubbles so you can remember your favorite fantasy from this year.



**1** My favorite activity this year was:


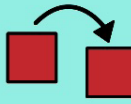


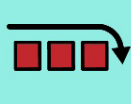

**2** We went to:

**3** I liked it because:

**4** To continue my story we will:

**5** I will share my story with:



1	2	3	4	5	6	7	8	9	0
	<b>first</b> 	<b>next</b> 	<b>second</b> 	<b>third</b> 	<b>last</b> 	*	's		
q	w	e	r	t	y	u	i	o	p
.	a	s	d	f	g	h	j	k	l
,	Shift	z	x	c	v	b	n	m	bksp 
		\$	+	-	Space	=	:	X	

<b>what</b> 	<b>when</b> 	<b>where</b> 	<b>ABC</b> 123	<b>PEOPLE</b> 	<b>QUESTN</b> 	<b>ACTIONS</b> 	<b>SOCIAL</b> 	<b>PLACES</b> 	<b>TIME</b> 	<b>GROUPS</b> 	<b>DESCRIB</b> 
<b>I</b>	<b>me</b> 	<b>how</b> 	<b>who</b> 	<b>why</b> 	<b>again</b> 	<b>please</b> 	<b>thank you</b> 	<b>problem</b> 	<b>now</b> 	<b>bad</b> 	<b>good</b> 
<b>my/mine</b> 	<b>am</b>	<b>to</b>	<b>be</b>	<b>feel</b> 	<b>give</b> 	<b>listen</b> 	<b>happy</b> 	<b>sad</b> 	<b>tired</b> 	<b>okay</b> 	<b>cool</b> 
<b>it</b> 	<b>is</b> <b>are</b>	<b>will</b>	<b>come</b> 	<b>hurt</b> 	<b>hear</b> 	<b>know</b> 	<b>that</b> 	<b>a</b>	<b>the</b>	<b>and</b> 	<b>more</b> 
<b>you</b> 	<b>can</b>	<b>eat</b> 	<b>drink</b> 	<b>finish</b> 	<b>get</b> 	<b>love</b> 	<b>make</b> 	<b>need</b> 	<b>all</b> 	<b>at</b>	<b>some</b> 
<b>your</b> 	<b>do</b>	<b>go</b> 	<b>help</b> 	<b>open</b> 	<b>put</b> 	<b>say/talk</b> 	<b>see/look</b> 	<b>first</b> 	<b>then</b> 	<b>for</b> <b>of</b>	<b>on</b> 
<b>here</b> 	<b>have</b> 	<b>like</b> 	<b>play</b> 	<b>read</b> 	<b>stop</b> 	<b>walk</b> 	<b>show</b> 	<b>wait min</b> 	<b>in</b> 	<b>up</b> 	<b>off</b> 
<b>yes</b> 	<b>no/don't</b> 	<b>want</b> 	<b>take</b> 	<b>tell</b> 	<b>turn</b> 	<b>watch</b> 	<b>wear</b> 	<b>work</b> 	<b>out</b> 	<b>down</b> 	<b>with</b>