



# 2025 AAC Literacy Planner



## More Ways to Make AAC Magic with Older Emergent Learners

### January

#### Create Custom Affirmation Cards




Encourage your AAC user to make a list of positive traits. Begin with the phrase "I am \_\_\_\_\_".



List these phrases on sticky notes and post on their locker/cubby, notebook, computer, and around the house - on the mirror in the bathroom, on the fridge, anywhere!



Begin each morning by reading one of these notes together to set the tone for the day.



Make AAC Magic!  
2025 | AAC Literacy Planner

### More AAC Reading



Download the story in a PowerPoint File



Print a copy for everyone.



Circle words with target sounds



Who has that sound in their name?

#### Read the Story on Monarch Reader



Looking in the Mirror



# 2025 AAC Literacy Planner

## More Ways to Make AAC Magic with Older Emergent Learners

### February

#### Host a Dance Party



Decide on a theme, date/time, and the guest list for the party. It could be a costume party or a holiday party, like Valentine's Day. Don't forget refreshments!



Use Google Slides, PowerPoint, Canva or whatever you have available to make the invitations. Your AAC user can choose options by voting by letter/number, looking, or using their speech-generating device. Use computer input or Google Voice Typing so the AAC user can participate.



Together with the AAC user, develop a music playlist. During the dance, your AAC user can be the DJ by keeping the music going.

#### Read the Story on Monarch Reader



Dance Party



Make AAC Magic!  
2025 | AAC Literacy Planner

### More AAC Reading



Download the story in a PowerPoint File



Print a copy for everyone.



Circle words with target sounds



What other words do we know that have those sounds?



What's your favorite song?



# 2025 AAC Literacy Planner



## More Ways to Make AAC Magic with Older Emergent Learners

### March

#### Set Up a Sippin' Station! ☕️✨



Gather ingredients for hot beverages (tea, hot chocolate, coffee, flavored syrups, milk or creamers). Provide a single serve drink machine or electric kettle with hot water for instant drinks. Be careful of hot water!




Gather your pals for a cozy hot beverage hangout! Invite your AAC user to describe the the delicious drink options and invite everyone to whip up their own tasty concoctions!




Connect over conversation and cultivate friendships as you indulge in these enchanting delights.

#### Read the Story on Monarch Reader



Coffee Shop Friends



Make AAC Magic!  
2025 | AAC Literacy Planner

### More AAC Reading



Download the story in a PowerPoint File



Print a copy for everyone.



Circle words with target sounds



What's your favorite hot beverage?  
Take a survey among your friends.



# 2025 AAC Literacy Planner

## More Ways to Make AAC Magic with Older Emergent Learners

### April

#### Act It Out




Practice different types of communication strategies by playing charades. Write down different emotions or words that your AAC users will be able to act out.



Play on teams so that more than one person can act out the word. Either set a timer or give the opposing team three chances to guess the word.



Before you begin, practice different gestures. Include pointing, looking at items in the environment, drawing, sign language and any other options your students use.



Make AAC Magic!  
2025 | AAC Literacy Planner

### More AAC Reading



Download the story in a PowerPoint File



Print a copy for everyone.



Circle words with target sounds



Who has that sound in their name?

#### Read the Story on Monarch Reader



#### Many Ways To Communicate



# 2025 AAC Literacy Planner



## More Ways to Make AAC Magic with Older Emergent Learners

### May

#### Storytelling, Texting, and Messaging



Practice writing and responding to messages by downloading the texting conversation worksheet from our website

[www.prentrom.com/caregivers/implementation-activities](http://www.prentrom.com/caregivers/implementation-activities)

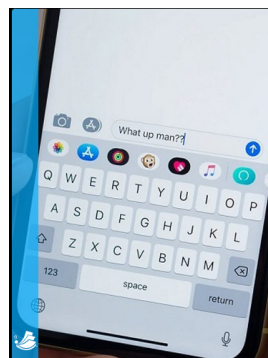


Encourage AAC learners to stay on topic when they respond to messages or add to a story. Read the message out loud and ask for a signal (thumbs up, yes, nod) if messages are on topic.




Simulate texting by using slides in PowerPoint or Google slides. Or, use the website, Fake Text Message (<https://ifaketextmessage.com/>) for practice.

#### Read the Story on Monarch Reader



Get the Message



Make AAC Magic!  
2025 | AAC Literacy Planner

### More AAC Reading



Download the story in a PowerPoint File



Print a copy for everyone.



Choose a few target words to look for and circle them when you find them.



Circle words that begin with the same letter/sound as your name in your fake texts



# 2025 AAC Literacy Planner



## More Ways to Make AAC Magic with Older Emergent Learners

### June

#### Do You Get It?



Talk about empathy with your AAC user. Discuss how the way we move and hold our bodies can be clues to how we think and feel.



Take photos of students displaying various emotions or find stock photos. As a group, label each photo with one word that describes the emotion illustrated in the photo. Display for all to see.



Each day this month, choose one of the photos and talk about the facial expression/body posture and the feeling represented. What could you do as a friend to help that person?



Make AAC Magic!  
2025 | AAC Literacy Planner

### More AAC Reading



Download the story in a PowerPoint File



Print a copy for everyone.




Circle words with target sounds



Which dog was your favorite?  
What do you think he was thinking?

Read the Story  
on  
Monarch Reader



What Dogs Think



# 2025 AAC Literacy Planner

## More Ways to Make AAC Magic with Older Emergent Learners

### July

#### Speak Up For Yourself and Others



Talk about self-advocacy with your AAC users. Help them think about times they need to tell others how to assist them and why that is important. Make a list of phrases to practice.




How do we speak up for others? Write different scenarios on paper and put them in a bag. Players draw a slip of paper and tell what they would say to speak up in this situation.



Make a Speak Up Shout Out Board. When you see someone speaking up for a friend, write it on a mouth-shaped cut out and post on the board. Have adults model some of these actions to get started.

**Read the Story  
on  
Monarch Reader**



Be Brave and Speak Up



Make AAC Magic!  
2025 | AAC Literacy Planner

### More AAC Reading



Download the story in a PowerPoint File



Print a copy for everyone.



Circle words with target sounds



What does it mean does speak up for someone?



# 2025 AAC Literacy Planner

## More Ways to Make AAC Magic with Older Emergent Learners

### August

#### What's In Your Bento Box?



Use the QR code or link below to watch the short video "How Bento Boxes Are Made."



Make your own bento boxes. Provide several simple snacks, such as chopped raw vegetables, rice, pieces of fruit, whatever you think sounds good. Pass out divided plates.



Encourage your AAC user to make choices of food items for a custom bento box. Add these items to the divided plate for each person.



Taste the food. Talk about likes and dislikes. You may even try using chopsticks.

**Read the Story  
on  
Monarch Reader**



Bento Boxes



Make AAC Magic!  
2025 | AAC Literacy Planner

#### More AAC Reading



Download the story in a PowerPoint File



Print a copy for everyone.




Circle words with target sounds



What's your favorite food for a bento box?

Watch to learn about Bento boxes.



<https://www.youtube.com/watch?v=ISbIHft7Q1E>



# 2025 AAC Literacy Planner

## More Ways to Make AAC Magic with Older Emergent Learners

### September

#### Expanding Horizons



Help AAC users develop new interests. Invite people to come share their hobby with you. This could be teachers, students, family members, or community workers.




Work with each speaker to plan a short demonstration of their hobby and then hands-on activities for your learners. Record the experience for later review.




The next day watch the video and use an emoji rating scale for learners to share their feelings about the activity. Make note of activities of interest and offer similar options in the future to expand your AAC user's range of hobbies.

#### Read the Story on Monarch Reader



What Do You Like To Do?



Make AAC Magic!  
2025 | AAC Literacy Planner

#### More AAC Reading



Download the story in a PowerPoint File



Print a copy for everyone.



Circle words with target sounds



What do you like to do?





# 2025 AAC Literacy Planner

## More Ways to Make AAC Magic with Older Emergent Learners

### October

#### Serve Up Tasty Words



Discuss how words we use can make others feel happy or sad. Even the person who says positive or negative words can be affected by them. You can feel good or bad about what you say.



Invite AAC users to taste or smell food with pungent smells (fruit slices, sour pickles, onions,) and chart each person's reaction to the food.




Create a chart with a delicious food item on one side and a gross one on the other. Ask learners to share words that can taste either delicious or gross and write them on the chart.

**Read the Story  
on  
Monarch Reader**



Words



Make AAC Magic!  
2025 | AAC Literacy Planner

### More AAC Reading



Download the story in a PowerPoint File



Print a copy for everyone.



Circle words with target sounds



Who has that sound in their name?



# 2025 AAC Literacy Planner

## More Ways to Make AAC Magic with Older Emergent Learners November

### Find Your Vibe



Talk about feelings using candy! Give everyone a bag with a few different colored candies (M&Ms® or Skittles®). If your AAC user doesn't eat candy, use colored stickers, game pieces or tokens.



Make a code corresponding each color to an emotion.

- Red = Angry
- Yellow = Happy
- Blue = Sad
- Green = Scared
- Orange = Surprised




Everyone takes turns pulling out a piece of candy or token from his/her bag. Tell about a time or situation when you felt the emotion represented by that color. Get an extra candy if you use a 2-3 word phrase!

**Read the Story  
on  
Monarch Reader**



Why Do I Feel Like This?



Make AAC Magic!  
2025 | AAC Literacy Planner

### More AAC Reading



Download the story in a PowerPoint File



Print a copy for everyone.



Circle words with target sounds



Find words that begin with the same letter as your name and underline them.



# 2025 AAC Literacy Planner

## More Ways to Make AAC Magic with Older Emergent Learners

### December

#### Express Yourself Through Art



Plan an art activity with your AAC user. Talk about what medium you will try; paint, chalk, clay, or whatever you like.



Consider how your AAC user will access the materials. If painting, experiment with unusual items for paint brushes, such as pine cones, feathers, marshmallow, fly swatters, and dishwashing sponges with handles.




Model descriptive words while painting. Once dry, ask your AAC user to describe the painting. You can even name it! Work with the AAC user to write a paragraph about the artist to post with the art. Display it proudly!

#### Read the Story on Monarch Reader



The ABCs of Art



Make AAC Magic!  
2025 | AAC Literacy Planner

### More AAC Reading



Download the story in a PowerPoint File



Print a copy for everyone.



Circle words with targeted letters.



Find a word that describes art in the story that has the same letter as your first name.