




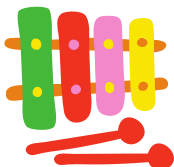
Adaptations for Play

Consider adaptations that may make it easier for your AAC learner to participate in activities

Using Art Supplies



Use larger items that are easier to grip. Wrap a piece of rough Velcro® on the item and place a terry cloth sweat band around the student's hand. Position the item in the palm of the hand so it sticks to the sweat band. Build-up handles of paint brushes and markers by adding a foam curler around them.



Keep toys from falling on the floor by placing them on non-slip placemats. Attach mallets and other parts of toys to the base with elastic straps so they can be more easily grabbed if they fall.



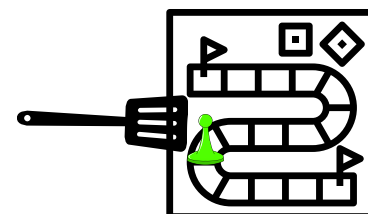

Add watered-down paint to battery-operated squirt guns and activate with a switch.

Switch-adapted animals can be used to walk through paint to make tracks. For those using the Accent® with Empower®, use the IR Remote feature to control an infrared dinosaur to walk through the paint. Follow the QR code to learn how to do this.



Playing Board Games

Build up game pieces using a foam curler. Use a large kitchen spatula as a reacher to move game pieces. Use a bingo wand and magnetic chips for game pieces. For those using the Accent® with Empower®, use the List-O-Matic feature to add word lists, colors, numbers, names to be selected in random order. Follow the QR code to learn how.



Directing Others



Move red two

Directing others how to move game pieces, which color to move and how many spaces, or where to place an item.

Use the AAC system to ask digital assistants (Alexa, Siri, Google Assistant) to choose a color, number, or play music.



Stages of Play



Unoccupied -

Babies learn about their bodies by moving arms and legs.



Solitary -

Plays alone and is not interested in others.



Onlooker -

Watches others but doesn't get involved.



Parallel -

Plays alongside others but doesn't interact.



Associative -

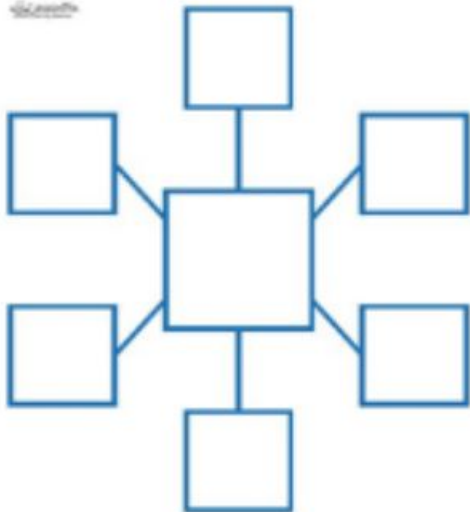
Plays alongside others with some interaction but are not playing together and may not be playing with the same items.



Cooperative -

Plays together with others and is interested in the activity as well as the other children during play.

LessonPlan Character Traits




Playing Games with Friends






I like to play games with friends.



Sometimes it's my turn.



Sometimes it's my friend's turn



When it's my friend's turn, I will sit and watch.




When it's my friend's turn, I will
wait until it is my turn.



When it's my turn, I get to take a
turn and my friend watches me.



Each time we play, there can only be
one winner.



Sometimes I win! My friends tell things like me "good game" and "that was fun".



When a friend wins, I can say "yikes" and "maybe I'll win next time. Let's play again".



It's fun playing games with friends.



WAIT

WAIT

GO

GO