


## Score It!

This month you went skiing in the PRC-Salttillo Calendar. Did you like it? Did you think it was hard? Was it boring? Or something else?

Use this scorecard and your PRC-Salttillo Calendar to rank which sports were your favorites.




Write your score here.  
Enter your score on the  
Final Tally Card.

## Indoor Skis

Use materials you have on hand to create this game of skill and fun! Indoor skiing is a great task to build balance and core strength.

You will need:

- cardboard
- 2-liter plastic bottles
- duct tape, or other heavy-duty tape
- paint, markers, etc. to decorate skis
- Optional: long sticks (like broom handles or sticks) for ski poles



Setup and Play:

1. Cut out two ski shapes from the cardboard (your skis need to be bigger than your bottle).
2. Cut out a large rectangular or oval-shaped hole in one side of your 2-liter bottle. Do this to each bottle. \*If you do not have 2-liter bottles, you can use tissue boxes or other similar containers.
3. Attach the bottle to your skis using the duct tape. These will be your ski boots.
4. Decorate your skis using the paint, markers, or whatever medium you decide.
5. Ski around your house. Use ski poles to help keep your balance and propel yourself forward. Or don't use ski poles to challenge yourself. Have fun skiing!

Don't forget to TAAP your way through the game! Find suggested words and messages to model while playing on the next page.

## TAAP Your Way Through Sports

Use the TAAP strategy and the suggested words below to talk about your art. Remember, keep your speech natural and let the art and conversation lead you.

**T**

Talk about it

**Wow!**



**Wow!**  
**Wow!** That's fun!  
**Wow,** that was hard!

**A**

Ask a Question

who



is

**Who** is next?  
**Who** is going to jump in?  
**Who** will be next?

**A**

Acknowledge via Response

could

**Could** be!  
 I think I **could**...  
 We **could** try!

**P**

Propel the conversation or Predict

I

wonder



**I wonder**...  
**I wonder** if we could...  
**I wonder** what's next.

## Game in Review

Take a minute to write about sports. Answer the prompts below to review your thoughts about this month's sport.

I think skiing was

Hint: use describing or emotion words.

fun



bored



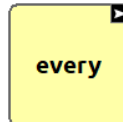
silly




I liked

Hint: what was your favorite part?

every



thing




nothing



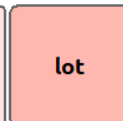
I would ski again

Hint: use time words to talk about how often you do this sport again.

a-



lot



never



Adapt  
It!

Need to adapt bowling? Below are some tips for how to adapt the sport for different needs:

- Make a snowboard instead of skis. Cut one large piece of cardboard and decorate it. Pull the person around (either standing, kneeling, or sitting) to work on balance.
- Go tabletop skiing. Make a slope from cardboard and a skier. Send your skier down the slope!