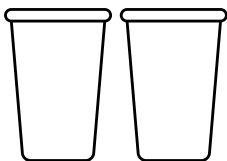


# Paper Cup Phones

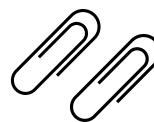
## Materials:




2 paper/plastic cups



yarn or string



2 paper clips



scissors

## Directions:

1. Poke a hole in the middle of the bottom of each cup that is large enough to thread the string through it.
2. Cut a piece of string to desired length. The longer the string, the further away you can stand from each other while you are talking on your phones.
3. Tie a paper clip to each end of the string so it won't pull out of the cups.
4. Thread each end of the string with the paper clip on it through the cups.
5. Pull the string tight and make sure it isn't touching anything.
6. One person hold their cup to their ear; the other person talks into the cup.

### Stretch

Follow the QR code to learn about sounds and vibrations.

