



Supporting WordPower® on NovaChat® & TouchChat®

What Your Consultant Can Do for You



You and your support team can trust in your consultant for unparalleled knowledge and service. They're just a phone call or email away, connecting you to the most appropriate communication solutions and resources for your unique needs.

- On-site device consultations
- Lifetime device support
- Assistance with the funding process
- Obtaining a trial device
- Implementation support for parents & professionals
- Device setup and training

Your PRC-Salttillo Consultants are Here to Help!



Supporting Communication.
Creating Connections.

prc-salttillo.com



Your Calendar Development Team:



Kirk Behnke
M.Ed., ATP
Training &
Implementation
Manager



Courtney Maholtz
M.A., CCC-SLP
Training &
Implementation
Specialist



Heather Prenovost
M.S., CCC-SLP
Training &
Implementation
Specialist



Beth Waite-Lafever
M.A., CCC-SLP, ATP
Training &
Implementation
Specialist



Deb Gress
Marketing Manager



Justine Harrison
Digital Marketing
Specialist



In Loving Memory
Jane Odom
M.Ed.
Training &
Implementation
Specialist, AAC
Language Lab

What Will You Create with the 2023 Calendar?

Join us on an artistic journey and get ready to express your creativity! Art is all around us every day, making it a terrific way to connect and communicate with others and the world around us.


You're invited to explore expressive arts throughout the year with this calendar as your guide. We'll talk, create, and connect through art. Each month there will be an art-themed book and monthly art activity.

For even more fun activities, be sure to download the Art Journal. In addition to the opportunity to complete another art activity every month, you'll also have space to journal and talk about your art.

Get your
Art Journal!



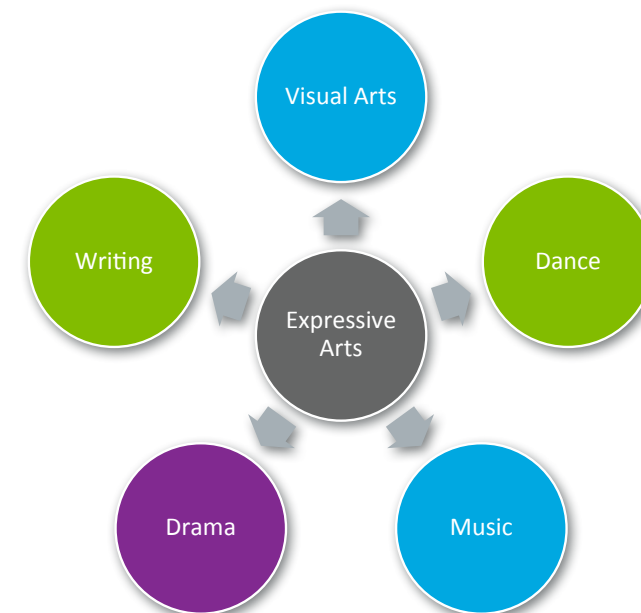
Download your
PRC-Salttillo
Portfolio here!



Create your own PRC-Salttillo Portfolio!

There are five primary areas of expressive arts and we'll focus on one area each month. But feel free to add, combine, and create in any area you want — **that's all part of the fun!**

- **VISUAL ARTS** – painting, drawing, sculpture, photography, collage, and more!
- **DRAMA** – plays, musicals, improv, comedy, movies, and more!
- **MUSIC** – rock, country, flute, violin, feet tapping, singing, and more!
- **WRITING** – short stories, books, novels, poems, essays, and more!
- **DANCE** – ballet, jazz, tap, ballroom, interpretive, and more!



The symbols used in this work are owned by n2y, LLC. Used with permission under license. © 2023.

© 2022-2023 PRC-Salttillo. Non-commercial reprint rights for clinical or personal use granted with inclusion of copyright notice. Commercial use prohibited; may not be used for resale. WordPower® is a trademark of Inman Innovations, Inc.; © 2001-2023.

TAAP Your Way through Expressive Arts!

Each month you'll find suggested core words to use while following the TAAP strategy!

You can **TAAP** your way through any activity or situation with your AAC learner. Using the TAAP strategy allows you to follow the lead of the AAC learner, make connections, and encourage communication. Plus, it allows you to communicate for more than just requesting and getting wants and needs met.

What exactly does TAAP stand for?

T **Talk about it.** Talk about what you see on the page or what you just read. We want you to comment, state an opinion, share and show objects, or whatever else comes to your mind!

A **Ask a question.** Ask the AAC learner an open-ended question to encourage participation.

A **Acknowledge via response.** Acknowledge and respond to the AAC learner. We want them to know they have been heard and are part of the conversation. You may need to put what they say in context.

P **Propel the conversation and/or Predict.** Keep the conversation going by making another natural comment, maintaining the topic, or make a prediction about what will happen next. Predicting is a great way to model your thoughts and ideas.

Download the TAAP Worksheet and plan what you'll say when reading and creating your art together



In 2022, we used the TAAP method to explore science, learn about the scientific method, and complete fun science experiments at home. This year, we will use the same TAAP strategy to learn, read, and talk about the arts. As you read each book, we encourage you to use the TAAP strategy. We will give you some ideas on words you can model while reading. Use other words that make sense to you and the AAC learner in the moment. You can model words, phrases, or sentences when TAAPing! Keep the interaction natural and keep modeling!

In the table below are some more suggested words and phrases you can use:

Talk About It	Ask Questions	Acknowledge via Response	Propel the Conversation and/or Predict
Pretty Beautiful Cool Like Cute So Very Awesome Amazing Really Great Terrific Look Better Listen See Let's	What do you think? What's next? What color? What else? How many? How much? How does it feel? Should we do more? Why did that? Why? Will?	Yes No I agree I think so too Let's see So Very Maybe Could be No way Probably	Let's see Let's find out What else I want More I think I wonder

WordPower®: Supports for Success

prc-salttillo

How much
do you know about
WordPower?

Check out
ChatCorner at
salttillo.com for all
kinds of WordPower
supports!

WordPower was designed by Nancy Inman with a variety of users in mind. A wide range of configurations are available! WordPower has as few as 20 buttons per page to as many as 140 buttons per page! Regardless of which version you pick, WordPower was designed with the same features and structure. **WordPower takes advantage of the fact that almost 50% of what we say on a daily basis consists of only 100 words!**

WordPower vocabularies are made up of single words, phrases, and the alphabet. We need access to all these forms to be able to communicate anything we want to say. All WordPower files contain next logical words when appropriate, creating easy predictive and generative communication. This helps to reduce the number of button pushes it takes to make a grammatical sentence. All WordPower files also use color coding, spelling, and alphabetization to organize the language making it easier for us to find words.


Download the WordPower
Manual to learn more!



Watch WordPower Wednesday
videos for quick tips!




We all need support when it comes to getting started with AAC. There are many supports to help you get started with WordPower.



Download **Active with AAC** for ideas on what to do and say while engaged in classic, everyday activities.

Download **Let's Teach Core** for suggestions on how to teach and model specific words.



Download **lite-tech boards** so you have multiple options for modeling and communicating in all settings!



Download **ChatEditor™** to a PC. This allows you to learn WordPower on your own, find words, and create materials!

Download ChatEditor at salttillo.com/products#chat-editor. Other downloads available at salttillo.com/chatcorner.





KEEP IT NATURAL


Aided language input, often called modeling, is one of the best ways to teach the language on an AAC device.

This strategy lets AAC learners see and hear their language in action! That means you have to learn the language on the AAC device and you have to speak that language!

We encourage you to keep your language natural when modeling and model throughout the day. If we ask too many questions or only model in structured activities, communicating with an AAC device can feel like work, or worse, a test! Keeping your language natural means moving beyond requesting, or to only use the AAC device to ask for things from others.



This year as we explore the arts and TAAP our way through art, we will give you tips and ideas on how to move beyond requesting and model throughout the day.









Get your TAAP
Worksheet here!



The Magical Yet By Angela DiTerlizzi
Art by Lorena Alvarez

Are you an artist? No? Well, this inspirational, rhyming picture book encourages us all to remember there are things we can't do...yet. We all have things to learn and this book encourages us to keep trying and learning. Join us to find out more about the "magical yet" in all of us!


TAAP your way through reading and art with these suggested words!

T Talk About It  	A Ask Questions  	A Acknowledge via Response 	P Propel the Conversation and/or Predict 
--	--	---	---


JANUARY 2023

Show Your Selfie!

Create a self-portrait using any materials you want! Want to paint? Do it! Want to draw using crayons? Do it! Maybe you love music and making a playlist will better describe who you are. You can do that too! Or maybe you collect your favorite objects to create a sculpture. Whatever you use to create your self-portrait, make sure you take a picture (or video) to share your artwork!



Download the monthly Art Journal! You'll find more info on this artwork, plus an extra project, ideas to TAAP through art, and a chance to reflect on your art.



Take a picture and save it to your PRC-Salttillo Portfolio available for download here!



SUNDAY	MONDAY	TUESDAY	WEDNESDAY	THURSDAY	FRIDAY	SATURDAY
1 New Year's Day	2	3	4	5	6	7
8	9	10	11	12	13	14
15	16 Martin Luther King, Jr. Day	17	18	19	20	21
22 Chinese New Year	23	24	25	26	27	28
29	30	31	DECEMBER 2022 S M T W T F S 1 2 3 4 5 6 7 8 9 10 11 12 13 14 15 16 17 18 19 20 21 22 23 24 25 26 27 28 29 30 31		FEBRUARY 2023 S M T W T F S 1 2 3 4 5 6 7 8 9 10 11 12 13 14 15 16 17 18 19 20 21 22 23 24 25 26 27 28	



MAKE IT PERSONAL

Throughout the year, you'll read many tips on how to help individuals who use AAC grow language and connect with others.

For AAC learners to be able to say whatever they want to whomever they want, you'll need to add words to the vocabulary file or customize it. This will allow the AAC learner to talk about the things that are important to them.



Some words you can add now are:


- **People** – the names of family members, siblings, friends, classmates, and more
- **Places** – favorite restaurants, parks, or other preferred places
- **Favorite things** – objects (like toys or blankets), artists (musicians, actors, etc.), TV shows, or movies

Later this year (in September and October), we will talk about Visual Scenes and the Stories & Scripts featured in WordPower. These features also require customization but enable the AAC learner to participate in conversation and interactions. We'll talk more about ways to use these features in September and October.

Need help planning what words to add?

Use the Making it Personal Planning Handout to brainstorm ideas!





Ish by Peter H. Reynolds
Illustrated by Peter H. Reynolds

Ramon loves to draw, but one review from his brother changes how he looks at his art. Ramon's little sister helps him see that art and beauty mean something different to everyone. With this knowledge, Ramon learns to love his art and all the -ish in the world.

FEBRUARY 2023

SUNDAY MONDAY TUESDAY WEDNESDAY THURSDAY FRIDAY SATURDAY

1

2

 Groundhog Day

5

6

7

8

9

10

11

12

13

14

 Valentine's Day
15

16

17

18

19

20

 Presidents Day
21

22

 Ash Wednesday
23

24

25

26

27

28

JANUARY 2023
 S M T W T F S
 1 2 3 4 5 6 7
 8 9 10 11 12 13 14
 15 16 17 18 19 20 21
 22 23 24 25 26 27 28
 29 30 31

MARCH 2023
 S M T W T F S
 1 2 3 4
 5 6 7 8 9 10 11
 12 13 14 15 16 17 18
 19 20 21 22 23 24 25
 26 27 28 29 30 31

TAAP your way through reading and art with these suggested words!

T Talk About It 	A Ask Questions 	A Acknowledge via Response 	P Propel the Conversation and/or Predict
-------------------------------	-------------------------------	--	--

Look in the Mirror

Use a mirror to create portraits of yourself and others this month. Get creative with the colors and use as many as you want! And most of all, have fun using your artistic nature!

What You'll Need:

- Paints (acrylic work best)
- A mirror
- Paintbrush(es)
- Water
- Paper

Steps:

1. Place your mirror somewhere steady and easy to look at.
2. As you look into the mirror, paint on the mirror the face you see. Paint just the outline or fill it all in; you decide how your artwork will look.
3. After you've painted your face on the mirror, get your paper and press the paper on the image to transfer the paint.
4. Remove the paper and let dry.
5. Frame and enjoy your artwork!



Express yourself! You can paint your own face, paint others' faces, or anything you place in front of the mirror.

Download the monthly Art Journal! You'll find more info on this artwork, plus an extra project, ideas to TAAP through art, and a chance to reflect on your art.



Take a picture and save it to your PRC-Salttillo Portfolio available for download here!





NO, THANK YOU!

Protesting is a powerful communication function!


When we protest, we can begin to take control over our bodies and the environment around us. We gain a little bit of control when we learn to protest with spoken words, not just behaviors.

Protesting is a skill that starts to develop very early! Children begin protesting by saying “no” as early as one year of age! As language continues to develop, children learn to protest with spoken words to get what they want, avoid things they don’t like, and have more control in their world.



Do we model these words for AAC learners enough? If you aren’t, start now! You can model words and phrases like:

- No
- Don’t
- Oh, no
- Not
- No way
- And more!



Giraffes Can't Dance by Giles Andreae
Illustrated by Guy Parker-Rees

Gerald the giraffe has long legs and a long neck. He thinks this means he can't dance. With the help of a friend, Gerald learns that dancing is whatever he wants it to be. Read along with us as Gerald learns to dance to his own tune.

MARCH 2023

TAAP your way through reading and art with these suggested words!

T
Talk About It



A
Ask Questions



A
Acknowledge via Response



P
Propel the Conversation and/or Predict



Dancing in the Dark

Use light and music to express yourself this month while you dance in the dark.

Steps:

1. Pick a dark room to dance in, making sure obstacles have been cleared so no one gets hurt while dancing in the dark. As an alternative, you may choose to pick a room that is not completely dark to maintain safety while dancing.
2. Create your playlist of songs. Gather enough flashlights for all the dancers.
3. Turn on the flashlights, turn up the music, and turn off the lights. Have fun dancing in the dark!



Helpful Tips:

- Pick one person to take pictures or a video of your dance.
- Make your dance more interesting by giving every dancer two flashlights. Or make the lights different colors by placing tissue paper over the light.
- Add extra fun by giving everyone glow-in-the-dark wands, necklaces, and more that can often be found at your local dollar store.

Download the monthly Art Journal! You'll find more info on this artwork, plus an extra project, ideas to TAAP through art, and a chance to reflect on your art.



Take a picture and save it to your PRC-Salttillo Portfolio available for download here!



SUNDAY	MONDAY	TUESDAY	WEDNESDAY	THURSDAY	FRIDAY	SATURDAY
FEBRUARY 2023		APRIL 2023		1	2	3
S	M	T	W	T	F	S
						1
5	6	7	8	9	10	11
12	13	14	15	16	17	18
19	20	21	22	23	24	25
26	27	28				
5	6	7	8	9	10	11
						</

APRIL 2023

 prc-salttillo




DESCRIBE IT!

Can you give me that blue thing? We use describing words all the time!


When we can't find the word we are looking for or we don't know the name of something, we describe it!


For individuals using AAC, not all objects or words can be programmed into a device. So, it's important to use describing words to enable AAC learners to talk about everything! Knowing the words to describe is a powerful communication tool! In WordPower, the Describe category lets you talk about size, shape, colors, and other physical attributes, like new/old, wet/dry, and more. Explore and use these descriptive words as much as possible.



There are two strategies you can use to start modeling the use of describing words. You can use the TAAP strategy or you can use the "descriptive method."

Check out the handouts in the ChatCorner highlighting the TAAP strategy and the Descriptive Method.





Music is for Everyone by Jill Barber
Art by Sydney Smith

Explore the many diverse kinds of music in the world! This fun book highlights many different types of music and ways we can all make music. There is something to love for everyone in this book!

APRIL 2023

SUNDAY MONDAY TUESDAY WEDNESDAY THURSDAY FRIDAY SATURDAY

MARCH 2023

S M T W T F S
1 2 3 4
5 6 7 8 9 10 11
12 13 14 15 16 17 18
19 20 21 22 23 24 25
26 27 28 29 30 31

MAY 2023

S M T W T F S
1 2 3 4 5 6
7 8 9 10 11 12 13
14 15 16 17 18 19 20
21 22 23 24 25 26 27
28 29 30 31

1

2

3

4

5

6

7

8

Palm Sunday

Good Friday

9

10

11

12

13

14

15

Easter Day

16

17

18

19

20

21

22

Earth Day

23

24

25

26

27

28

29

30

TAAP your way through reading and art with these suggested words!

T

Talk About It

I love it



A

Ask Questions

what



do

A

Acknowledge via Response

that



great



P

Propel the Conversation and/or Predict

listen



Sing With Your Voice

We want to hear you sing at the top of your lungs! Have a karaoke night singing core-aoke with your AAC device and your favorite songs.

Below are several suggestions for how you can sing along:

1. One person acts as DJ and stops the song before a targeted core word. This pause allows time for the AAC user to sing along.
2. Some users may not need a pause; they can sing their words with the AAC device in time with the music.
3. Let the music play and allow the AAC learner to sing their words as a remix to the song.



Helpful Tip:

- Refer to the Art Journal for a list of suggested songs for core-aoke.

Download the monthly Art Journal! You'll find more info on this artwork, plus an extra project, ideas to TAAP through art, and a chance to reflect on your art.



Take a picture and save it to your PRC-Salttillo Portfolio available for download here!



MAY 2023

 prc-salttillo




TELL ME HOW YOU FEEL!


We might not think about it much, but we make comments a lot throughout the day!

Wow! Uh-oh! Cool! We use these and many other words frequently to communicate.

Why is commenting so important? Commenting is a social communication skill. Research tells us that one of the main reasons we communicate is to develop and maintain social relationships with the people around us. If we don't have the social language and social skills, the connections we make with others may be limited. As you model throughout the day, make sure to comment when talking to your AAC learner.



What can you comment on? Make comments on things and events that take place around you. Did your favorite song just come on? Model words like cool or awesome! If your snack tastes funny...yuck! Model it all!



Daniel Finds a Poem by Micha Archer

At his local park, Daniel sees there will be a poetry reading. But what is poetry? Daniel asks his friends in nature, “what is poetry?” Along the way, he discovers the poetry around him and shares his poetry with the world. Will you share your poetry with us?

MAY 2023

SUNDAY	MONDAY	TUESDAY	WEDNESDAY	THURSDAY	FRIDAY	SATURDAY																																																																																																		
	1	2	3	4	5	6																																																																																																		
7	8	9	10	11	12	13																																																																																																		
14	15	16	17	18	19	20																																																																																																		
Mother's Day																																																																																																								
21	22	23	24	25	26	27																																																																																																		
28	29	30	31	<div> <div>APRIL 2023</div> <table> <tr><td>S</td><td>M</td><td>T</td><td>W</td><td>T</td><td>F</td><td>S</td></tr> <tr><td></td><td></td><td></td><td></td><td></td><td></td><td>1</td></tr> <tr><td>2</td><td>3</td><td>4</td><td>5</td><td>6</td><td>7</td><td>8</td></tr> <tr><td>9</td><td>10</td><td>11</td><td>12</td><td>13</td><td>14</td><td>15</td></tr> <tr><td>16</td><td>17</td><td>18</td><td>19</td><td>20</td><td>21</td><td>22</td></tr> <tr><td>23</td><td>24</td><td>25</td><td>26</td><td>27</td><td>28</td><td>29</td></tr> <tr><td>30</td><td></td><td></td><td></td><td></td><td></td><td></td></tr> </table> </div> <div> <div>JUNE 2023</div> <table> <tr><td>S</td><td>M</td><td>T</td><td>W</td><td>T</td><td>F</td><td>S</td></tr> <tr><td></td><td></td><td></td><td></td><td></td><td></td><td>1</td></tr> <tr><td>2</td><td>3</td><td>4</td><td>5</td><td>6</td><td>7</td><td>8</td></tr> <tr><td>9</td><td>10</td><td>11</td><td>12</td><td>13</td><td>14</td><td>15</td></tr> <tr><td>16</td><td>17</td><td>18</td><td>19</td><td>20</td><td>21</td><td>22</td></tr> <tr><td>23</td><td>24</td><td>25</td><td>26</td><td>27</td><td>28</td><td>29</td></tr> <tr><td>30</td><td></td><td></td><td></td><td></td><td></td><td></td></tr> </table> </div>			S	M	T	W	T	F	S							1	2	3	4	5	6	7	8	9	10	11	12	13	14	15	16	17	18	19	20	21	22	23	24	25	26	27	28	29	30							S	M	T	W	T	F	S							1	2	3	4	5	6	7	8	9	10	11	12	13	14	15	16	17	18	19	20	21	22	23	24	25	26	27	28	29	30						
S	M	T	W	T	F	S																																																																																																		
						1																																																																																																		
2	3	4	5	6	7	8																																																																																																		
9	10	11	12	13	14	15																																																																																																		
16	17	18	19	20	21	22																																																																																																		
23	24	25	26	27	28	29																																																																																																		
30																																																																																																								
S	M	T	W	T	F	S																																																																																																		
						1																																																																																																		
2	3	4	5	6	7	8																																																																																																		
9	10	11	12	13	14	15																																																																																																		
16	17	18	19	20	21	22																																																																																																		
23	24	25	26	27	28	29																																																																																																		
30																																																																																																								
	Memorial Day																																																																																																							

TAAP your way through reading and art with these suggested words!

T
Talk About It



A
Ask Questions



A
Acknowledge via Response




P
Propel the Conversation and/or Predict



Where I'm From

Write a poem about yourself or your family with this simple poem framework. Simply complete the sentence “I am from...” for each line of the poem.

You can write about your mom, dad, aunt, grandpa, pets, siblings, yourself, your bedroom, or whatever you like.



In the Art Journal you'll find a worksheet with starter phrases to complete your poem.

Download the monthly Art Journal! You'll find more info on this artwork, plus an extra project, ideas to TAAP through art, and a chance to reflect on your art.



Take a picture and save it to your PRC-Salttillo Portfolio available for download here!





WHAT DO YOU THINK?


Stating an opinion is more than commenting, though it can seem similar. When sharing opinions, we are connecting with people.

We may share the same opinion and strengthen a friendship. We may hold different opinions, but we are learning more about each other, which can strengthen a relationship.


Find ways to share your opinions throughout the day. You can use phrases such as, "I think...", "I feel...", and "I hope..." to express yourself.


There are many opportunities throughout the day to share your opinions. You might share your opinions:

- After watching a TV show or movie
- After reading a book
- In conversation about the events of the day
- In conversation about recent news or topics



There are many times you can share your opinion. And make sure to ask for and listen to your AAC learner's opinion in the conversation too!





Good Night Broadway by Adam Gamble and Mark Jasper Illustration by Arthur Lin

Have you ever been to a play or musical? Seeing plays and musicals are magical experiences. Have you ever wondered what it takes to make all that magic happen? This book takes you on a behind-the-scenes tour of Broadway plays and musicals to see many of the jobs and people that make the magic happen.

TAAP your way through reading and art with these suggested words!

T

Talk About It



A

Ask Questions



A

Acknowledge via Response



P

Propel the Conversation
and/or Predict




JUNE 2023

The Play's the Thing

There are so many fun ways to act! We encourage you to play dress-up this month and act out a scene. You can make up the scene or re-enact a scene from a favorite TV show or movie. Get into character and have fun!

Or, if you're feeling really dramatic, get inspired by a few scenes we've created for a play. Finish the scene with your AAC learner and friends. Be creative and have fun! You will find the scenes in the Art Journal.



Download the monthly Art Journal! You'll find more info on this artwork, plus an extra project, ideas to TAAP through art, and a chance to reflect on your art.



Take a picture and save it to your PRC-Salttillo Portfolio available for download here!



SUNDAY MONDAY TUESDAY WEDNESDAY THURSDAY FRIDAY SATURDAY

MAY 2023

S M T W T F S
1 2 3 4 5 6
7 8 9 10 11 12 13
14 15 16 17 18 19 20
21 22 23 24 25 26 27
28 29 30 31

JULY 2023

S M T W T F S
1 2 3 4 5 6 7 8
9 10 11 12 13 14 15
16 17 18 19 20 21 22
23 24 25 26 27 28 29
30 31

1

2

3

4

5

6

7

8

9

10

11

12

13

14

15

16

17

18

19

20

21

22

23

24

Father's Day

25

26

27

28

29

30

JULY 2023




GIVE ME A HAND PLEASE!


Maybe you've been told, "move beyond requesting" or "don't ask too many questions."

You were encouraged to do more than request with an AAC device. But there is one area of requesting you may have skipped over previously...requesting help.

When you request someone's help, several things happen. You get some help or relief in a situation, which is good for you. But you've also made a connection with another person. Ask for help. No one knows it all or can do it all. Ask for help and build relationships with those around you.



In most WordPower vocabularies, the word "help" can be found on the homepage for several reasons. If there is an emergency, you should be able to quickly ask for help. And we use it more than you think every day. Can I help with that? I need help. Can you help me? And more!



Too Much Glue by Jason Lefebvre
Illustrations by Zac Retz

Matty loves to make art with his dad! Matty loves glue! Find out what happens when Matty uses the biggest bottle of glue at school and gets stuck to the desk. The work of art he creates is something to behold!

JULY 2023

SUNDAY MONDAY TUESDAY WEDNESDAY THURSDAY FRIDAY SATURDAY

JUNE 2023

S M T W T F S
 1 2 3
 4 5 6 7 8 9 10
 11 12 13 14 15 16 17
 18 19 20 21 22 23 24
 25 26 27 28 29 30

AUGUST 2023

S M T W T F S
 1 2 3 4 5
 6 7 8 9 10 11 12
 13 14 15 16 17 18 19
 20 21 22 23 24 25 26
 27 28 29 30 31

1

2

3

4

5

6

7

8

Independence Day

9

10

11

12

13

14

15

16

17

18

19

20

21

22

23

24

25

26

27

28

29

30

31

TAAP your way through reading and art with these suggested words!

T

Talk About It

oh no



too

A

Ask Questions

will

it



A

Acknowledge via Response

Yikes!



P

Propel the Conversation and/or Predict

he



Pieces of Art


Be careful and don't use too much glue with this art project! Or do and see what wonder you'll create, like Matty from this month's story!

What You'll Need:

- Construction paper (different colors)
- Scissors
- Glue

Steps:

1. Cut your construction paper into different sizes and shapes. Make sure you leave one piece of paper whole so you can glue your snippets to it.
2. Arrange and glue the snipped pieces of paper to create your work of art. You can try to make a scene or object, like a flower or sunset. Or keep your work abstract and arrange the paper however you feel in the moment.



Download the monthly Art Journal! You'll find more info on this artwork, plus an extra project, ideas to TAAP through art, and a chance to reflect on your art.



Take a picture and save it to your PRC-Salttillo Portfolio available for download here!






WHOSE TURN IS IT ANYWAY?


We don't just take turns when we play games.

Throughout the day, in all our communications, we take turns with others. Taking turns in conversation is an important social skill to develop.

If we interrupt or speak over others, we may be seen as rude. If we don't take enough turns or don't respond, we may be seen as rude. If your response during your turn is on a different topic, this may cause a communication breakdown and others may be confused.



You can start teaching turn taking in structured tasks, like games, and using words "my turn" and "your turn." Remember to grow and expand turn taking skills to avoid communication breakdowns as the language and skills of the individual using AAC grow.



Everybody Can Dance by Kara Navolio **Illustrated by Ruth-Mary Smith**

When the music starts, no one can resist the beat! This book is full of colorful pictures that celebrate dancing. Children are encouraged to dance and express themselves in this fun rhyming and rhythmic book. Everybody can dance! Will you join us?

AUGUST 2023

TAAP your way through reading and art with these suggested words!

T Talk About It like this	A Ask Questions do you	A Acknowledge via Response yes	P Propel the Conversation and/or Predict find
---	--------------------------------------	---	--

Put a Little Boogie In It!

How do you make a tissue dance? You put a little boogie in it! We aren't talking about blowing your nose! We want you to dance with tissues. You can create a fun dance using a tissue as a prop. Tissues are great to use as dance props as they float in the air making a magical dance. This month gather your tissues and create your playlist. If you need a few more dance ideas, download the Art Journal with some fun visuals on what to do with your tissues while dancing.



Download the monthly Art Journal! You'll find more info on this artwork, plus an extra project, ideas to TAAP through art, and a chance to reflect on your art.



Take a picture and save it to your PRC-Salttillo Portfolio available for download here!



SUNDAY	MONDAY	TUESDAY	WEDNESDAY	THURSDAY	FRIDAY	SATURDAY
JULY 2023 S M T W T F S 1 2 3 4 5 6 7 8 9 10 11 12 13 14 15 16 17 18 19 20 21 22 23 24 25 26 27 28 29 30 31						
6	7	1	2	3	4	5
13	14	8	9	10	11	12
20	21	15	16	17	18	19
27	28	22	23	24	25	26
		29	30	31	SEPTEMBER 2023 S M T W T F S 1 2 3 4 5 6 7 8 9 10 11 12 13 14 15 16 17 18 19 20 21 22 23 24 25 26 27 28 29 30	




A PICTURE IS WORTH A THOUSAND WORDS


What is a visual scene display?

A visual scene is a way of helping individuals engage in and communicate about personal events. A visual scene contains a picture or image with related pre-programmed messages that support communication.


We don't recommend using visual scenes for all communication, but there are times when it can be effective. So, when would you use it? Storytelling is a great time to use visual scenes. The story doesn't change, so it's more powerful for an individual using AAC to use a visual scene to tell the story. You can make visual scenes about vacations, other fun events, or even your PRC-Salttillo Portfolio.



Download the visual scene PRC-Salttillo Portfolio to talk about all the works of art you have created this year!



WordPower also has several pre-built, ready to customize Visual Scenes pages in the Groups category!



**Because by Mo Willems
Illustrated by Amber Ren**

Sometimes big changes can come because of one little thing. This inspiring book shares the journey a young girl takes to become a musician and conductor on center stage. Read the chain reaction of events that occur in this girl's life all because of one tiny event.

SEPTEMBER 2023

SUNDAY	MONDAY	TUESDAY	WEDNESDAY	THURSDAY	FRIDAY	SATURDAY
AUGUST 2023		OCTOBER 2023		1	2	
S	M	T	W	T	F	S
		1	2	3	4	5
6	7	8	9	10	11	12
13	14	15	16	17	18	19
20	21	22	23	24	25	26
27	28	29	30	31		
3	4	5	6	7	8	9
	Labor Day					
10	11	12	13	14	15	16
					Rosh Hashanah Begins	
17	18	19	20	21	22	23
Rosh Hashanah Ends						
24	25	26	27	28	29	30
Yom Kippur Begins	Yom Kippur Ends					

TAAP your way through reading and art with these suggested words!

T
Talk About It


A
Ask Questions

A
Acknowledge via Response

P
Propel the Conversation and/or Predict

Make Your Own Drum Beat

To create your next musical masterpiece, you'll need to build your own drums first. With just a few materials, many you may already have in your home, you'll be ready to craft your own drums. In this month's Art Journal, you'll find instructions for making two types of drums: hand drums or can drums.



Try your hand at building one or both and start making beautiful music!

Download the monthly Art Journal! You'll find more info on this artwork, plus an extra project, ideas to TAAP through art, and a chance to reflect on your art.



Take a picture and save it to your PRC-Saltlillo Portfolio available for download here!





TELL ME MORE...

Another way to tell stories and save messages you use repeatedly is to use the Stories & Scripts pages in WordPower!


The Stories & Scripts pages allow you to save messages on the fly or prepare and plan stories; then, this information can be shared later. This feature is great for any time you may repeat yourself or a story, but don't need a picture to go with your story.



Stories & Scripts is similar to using Visual Scenes, but there is one important difference. The Stories & Scripts pages are not created on or always related to a specific picture.

Need some inspiration to start using Stories & Scripts in your life? Here are a few ideas:

- Tell a story about a recent or favorite vacation
- Create a page around a favorite TV show, movie, or book
- Tell a funny story
- Designate a page to talk about school activities (when the individual comes home from school, they can tell all about their day!)



The Word Collector by Peter H. Reynolds

There are many kinds of words! There are short words, long words, happy words, sad words, and much more. Jerome loves them all! In this story, learn about Jerome, his word collection, and what he creates with his words.

TAAP your way through reading and art with these suggested words!

T
Talk About It

OMG

A
Ask Questions

does

A
Acknowledge via Response

me too

P
Propel the Conversation and/or Predict

we can

OCTOBER 2023

Tell Us a Story!

Write a story this month using many words, just like Jerome! You can write a short story or a long story. You decide!

Make sure you download the monthly Art Journal to get story starter prompts and word dice. There are three word dice in the portfolio packet. One die has characters you can add to your story. The second has adjectives to add to your story. The third die has actions to include in your story.



You decide how often to roll the dice (for every sentence or every other sentence?) You can also decide if you roll one, two, or all three dice at once. Finally, you decide how many times you are going to roll dice. Once? Twice? Or keep it spontaneous and roll whenever you feel like it!

We can't wait to hear your story!

Download the monthly Art Journal! You'll find more info on this artwork, plus an extra project, ideas to TAAP through art, and a chance to reflect on your art.

Take a picture and save it to your PRC-Saltlito Portfolio available for download here!

SUNDAY	MONDAY	TUESDAY	WEDNESDAY	THURSDAY	FRIDAY	SATURDAY
1	2	3	4	5	6	7
8	9 Columbus Day	10	11	12	13	14
15	16	17	18	19	20	21
22	23	24	25	26	27	28
29	30	31 Halloween	SEPTEMBER 2023 S M T W T F S 1 2 3 4 5 6 7 8 9 10 11 12 13 14 15 16 17 18 19 20 21 22 23 24 25 26 27 28 29 30		NOVEMBER 2023 S M T W T F S 1 2 3 4 5 6 7 8 9 10 11 12 13 14 15 16 17 18 19 20 21 22 23 24 25 26 27 28 29 30	


NOVEMBER 2023




COMMUNICATE ANYTIME ALL THE TIME!

We all have the right to communicate.


When we are happy, sad, hurt, or bored, we communicate those feelings (and more!) to people around us. Individuals who use AAC devices have the same right to communicate all the time. Because individuals who only use AAC do not speak to communicate many messages, we must plan for and ensure they have a reliable way to always communicate.



What if the battery of the device dies? What if you all are in the swimming pool? In these and other situations, you need to have a lite-tech AAC system set up to use. There are many types of lite-tech systems available for download from our website. There are single page boards, flip books with many words available, posters, and more!



Visit [ChatCorner](#) for
Lite-Tech Resources



Linus the Little Yellow Pencil by Scott Magoon

Linus, the little yellow pencil, and his eraser, Ernie, don't always agree on what looks great. As the art show approaches, Linus and Ernie learn to work together to become great friends and artists. Making art and friends isn't always easy in the beginning, but it is worth it in the end!

NOVEMBER 2023

SUNDAY MONDAY TUESDAY WEDNESDAY THURSDAY FRIDAY SATURDAY

OCTOBER 2023

S M T W T F S
1 2 3 4 5 6 7
8 9 10 11 12 13 14
15 16 17 18 19 20 21
22 23 24 25 26 27 28
29 30 31

1

2

3

4

5

6

7

8

9

10

11

Daylight Saving
Time End

Veterans Day

12

13

14

15

16

17

18

Diwali

19

20

21

22

23

24

25

Thanksgiving
Day

26

27

28

29

30

Giving Tuesday

DECEMBER 2023

S M T W T F S
1 2
3 4 5 6 7 8 9
10 11 12 13 14 15 16
17 18 19 20 21 22 23
24 25 26 27 28 29 30
31

TAAP your way through reading and art with these suggested words!

T

Talk About It

not



bad

A

Ask Questions

did

A

Acknowledge via Response



whatever

P

Propel the Conversation
and/or Predict

Let's



see



Let Your Pencil Flow

Let your creative juices flow with this inventive art project. Using a pencil or marker, you'll draw lines in any shape and direction you like. Then, you can color in your design with colored pencils, crayons, or paints. You can make it as simple or colorful as you like.

What You'll Need:


- Paper
- Black pencil or marker
- Crayons, colored pencils or paints

Steps:

1. Using the pencil or black marker, draw lines on your piece of paper. Your lines can be curvy squiggles, zigzags, or straight lines. Or use all different types of lines.

Helpful Tip:

- Make sure you leave some larger spaces and don't overcrowd your lines.
- 2. Next, use your colors (crayons, colored pencils, or paints) to color in the spaces created by your lines. Fill them all in, color in half, or just a few — it's up to you to decide.



Download the monthly
Art Journal! You'll find more info
on this artwork, plus an extra
project, ideas to TAAP through art,
and a chance to reflect
on your art.



Take a picture and save
it to your PRC-Salttillo
Portfolio available for
download here!






LAUGHTER IS THE BEST MEDICINE


We all love to laugh!

Many studies have shown the benefits of laughter; it can help reduce stress and make us feel better. It can also help us build and maintain relationships with others! Have you modeled telling jokes or teasing with your AAC learner?



WordPower vocabularies have a Jokes page built in! There are several jokes you can start laughing at today. If your AAC learner does not understand the joke, you have an opportunity to explain it and build language. Jokes are great for many things! So, make it part of your daily routine to tell a joke to each other.

Occasionally, you should take out old jokes or add new jokes to keep it fresh. We could all use a good laugh every now and again!



The Night Before My Dance Recital by Natasha Wing Illustrated by Amy Wummer

Join a young girl the night before her first dance recital. She has practiced and practiced, but she is still worried she may make a mistake. This young girl experiences all the emotions associated with a first recital and learns it will all be okay. Read with us about the night before the dance recital.

DECEMBER 2023


SUNDAY	MONDAY	TUESDAY	WEDNESDAY	THURSDAY	FRIDAY	SATURDAY
NOVEMBER 2023		JANUARY 2024				
S M T W T F S	1 2 3 4	S M T W T F S	1 2 3 4 5 6			
5 6 7 8 9 10 11		7 8 9 10 11 12 13				
12 13 14 15 16 17 18		14 15 16 17 18 19 20				
19 20 21 22 23 24 25		21 22 23 24 25 26 27				
26 27 28 29 30		28 29 30 31				
3	4	5	6	7	8	9
				Hanukkah Begins		
10	11	12	13	14	15	16
					Hanukkah Ends	
17	18	19	20	21	22	23
24	25	26	27	28	29	30
Christmas Eve						
31	Christmas Day					
New Year's Eve						

TAAP your way through reading and art with these suggested words!

T Talk About It 	A Ask Questions 	A Acknowledge via Response 	P Propel the Conversation and/or Predict
-------------------------------	-------------------------------	--	--

Robots Can Dance

Combine acting and dance this month while you dance like a robot! Robots dance with stiff arms and legs. They spin and move forward and backward while dancing. Put together your own robot dance this month. You can simply put on your favorite song. Stick to the classic robot arms dance moves. And have fun dancing around like a robot!



Download this month's Art Journal to get some ideas on popular robot dance moves. We even put together a playlist you might like to use!

Download the monthly Art Journal! You'll find more info on this artwork, plus an extra project, ideas to TAAP through art, and a chance to reflect on your art.



Take a picture and save it to your PRC-Salttillo Portfolio available for download here!





January



February



March



April



May

My 2023

Art Portfolio



June



July



August



September



October


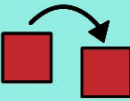


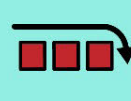



November



December



1	2	3	4	5	6	7	8	9	0
	first 	next 	second 	third 	last 	*	-'s		
q	w	e	r	t	y	u	i	o	p
.	a	s	d	f	g	h	j	k	l
,	Shift	z	x	c	v	b	n	m	bksp 
		\$	+	-	Space	=	:	X	

what 	when 	where 	ABC 123	PEOPLE 	QUESTN 	ACTIONS 	SOCIAL 	PLACES 	TIME 	GROUPS 	DESCRB 
I	me 	how 	who 	why 	again 	please 	thank you 	problem 	now 	bad 	good 
my/mine 	am	to	be	feel 	give 	listen 	happy 	sad 	tired 	okay 	cool 
it 	is are	will	come 	hurt 	hear 	know 	that 	a	the	and 	more 
you 	can	eat 	drink 	finish 	get 	love 	make 	need 	all 	at	some 
your 	do	go 	help 	open 	put 	say/talk 	see/look 	first 	then 	for of	on 
here 	have 	like 	play 	read 	stop 	walk 	show 	wait min 	in 	up 	off 
yes 	no/don't 	want 	take 	tell 	turn 	watch 	wear 	work 	out 	down 	with