

## Instructions for creating the paper based support book.

1. **Print** out the book. Normal A4 paper will be fine but if you want added durability you could use card.
2. **Cut** out all of the sections carefully. The dotted lines are a guide on where to cut—this will ensure that the tabs line up correctly when you put the book together. If the dots go to the edge of a page (as in the ABC pages), cut along the line to the edge of the paper and do not trim the top edge. **Check the tabs all line up correctly** and trim any edges which overhang.
3. **Laminate** all the sections. Once laminated trim the tabs down again, checking they line up correctly and re-trimming if needed.
4. **Build** the book. The keyboard pages are the **bottom layers** with the main vocabulary page sitting on top of that. You then layer the subsequent tabs on top. The attached list of tabs is also a suggested order in which to layer them—with tab 1 (People) being the top layer in the finished book. If you wish you can add the 'About this book' page as the base layer—this is optional however.
5. If you are using a ring-binder to hold the book together, **punch** holes in each page and tab— to line up the layers correctly make sure to align the silver line on each page and tab with the centre point of the hole punch.
6. Instead of a ring-binder you may choose to bind the pages together. It's up to you. Just make sure you have the tabs all in the correct order before you bind it! You can see more ideas on the next page for how to construct your book and customise it.

## FAQ's

*What if I want to change a word?* - Simply print and cut out the symbol you do want, stick it on the relevant page BEFORE laminating it and tada! - your symbol has been replaced. You can use our PASS software to create symbols or print a screen shot from your device.

*What if I don't need some of the tabs?* - That's fine! Just don't include them or add other symbols to them instead.

*Why are some tabs blank?* These blank tabs are for you to add additional categories you feel you may need.

*What is the 'special words' tab for?* This is a temporary tab which will be populated with topic words relative to range of common seasonal events, holidays and celebrations.

## Customising blank cells

You now have 2 options to choose from:

### Option 1:

Simply print and cut out the symbol you do want, stick it on the relevant page BEFORE laminating it and tada! - your symbol has been replaced. You can use our PASS software to create symbols.

### Option 2:

Save images to your computer or create symbols in your PASS software then save them to your computer using the snip tool. Open the PDF. Add button images by clicking the image fields on the desired cell. Print, cut, and laminate the flip book.

## Customising how your book looks

The great thing about this template is that it allows you to put the book together in anyway you want. You can find a solution which meets your needs and budget.

Some ideas of how to build your book include:

### *Keep it simple*

Simple ways to hold the book together can be by simply holding the pages and tabs together using either keyring holders or treasury tags—not only is this a simple, low cost option but it means the book remains lightweight and slimline—perfect for popping in a bag with a high tech device if the book is going to be a back up etc.

### *Protect it with a folder*

As the book is designed to be just smaller than A4 this means it fits perfectly into an A4 ringbinder! Any ring binder will suffice. You can get a single coloured folder and personalise it with stickers or choose a cool patterned one and make the book unique!

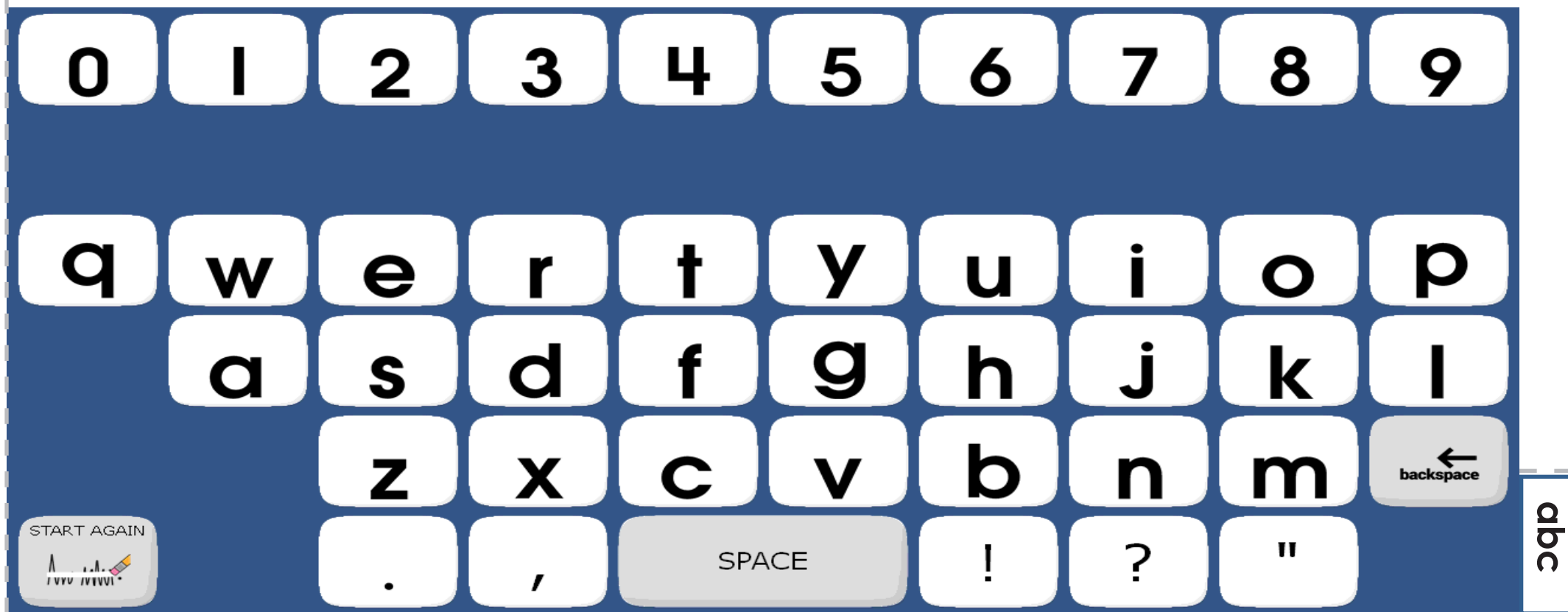
### *Angling the book*

You may wish to raise the book so you can have it at an angle to easily see it. Simple solutions include using a plastic recipe book holder (this will work better if the book is not in a folder) or you can purchase special 'easel' binders online which can be opened up and held together to stand up.

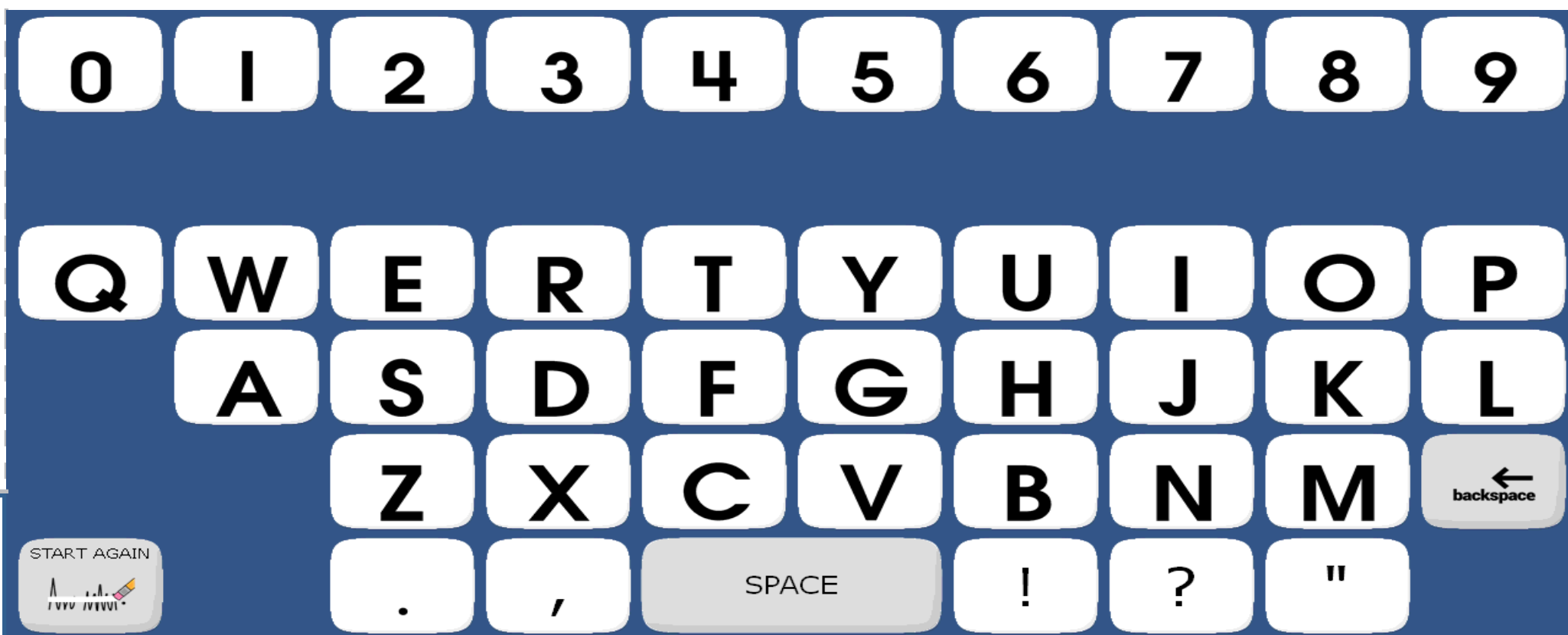
## List of Tabs

1. Social / greetings
2. This/that
3. In/out/on/off
4. What/why
5. Am/can/is
6. Feelings
7. Colours
8. Body
9. Classes
10. More
11. Clothing
12. Adjectives
13. Family
14. People
15. Toys
16. Verbs
17. Rooms
18. Places
19. Shapes
20. More
21. Weather
22. Food (meals)
23. Food (breakfast)
24. Food (dairy)
25. Food (lunch)
26. Food (fruit)
27. Food (vegetable)
28. Food (meat)
29. Food (seafood)
30. Food (Italian)
31. Food (Mexican)
32. Food (Asian)
33. Food (Mediterranean)
34. Food (snack)
35. Food (dessert)
36. Food (sauces/flavours)
37. Drinks
38. Drinks (alcohol)
39. Blank tabs

© 2023 Liberator Ltd. Non-commercial reprint rights for clinical or personal use granted with inclusion of copyright notice. Commercial use prohibited; may not be used for resale. Contact Liberator Ltd for questions regarding permissible uses. The Picture Communication Symbols ©1981–2023 by Tobii Dynavox. All Rights Reserved Worldwide. Used with permission.

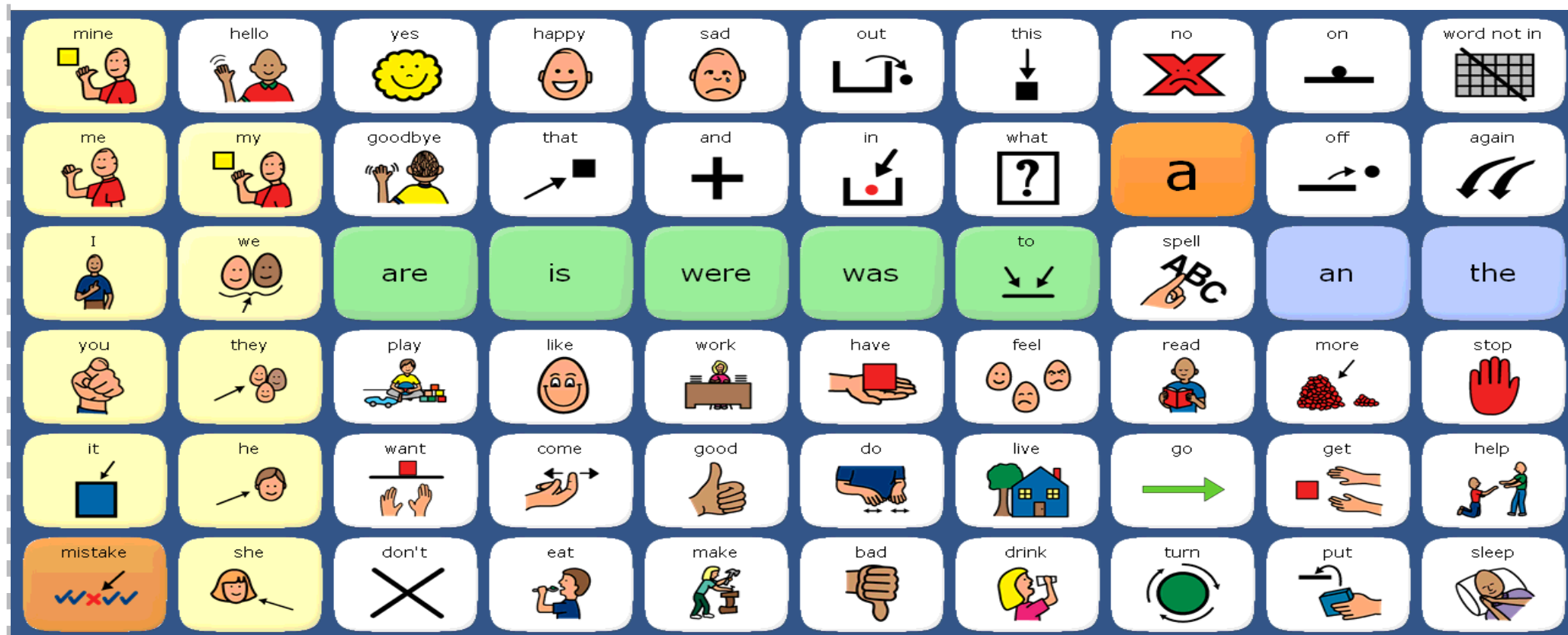


© 2023 Liberator Ltd. Non-commercial reprint rights for clinical or personal use granted with inclusion of copyright notice. Commercial use prohibited; may not be used for resale. Contact Liberator Ltd for questions regarding permissible uses. The Picture Communication Symbols ©1981–2023 by Tobii Dynavox. All Rights Reserved Worldwide. Used with permission.



ABC

© 2023 Liberator Ltd. Non-commercial reprint rights for clinical or personal use granted with inclusion of copyright notice. Commercial use prohibited; may not be used for resale. Contact Liberator Ltd for questions regarding permissible uses. The Picture Communication Symbols ©1981–2023 by Tobii Dynavox. All Rights Reserved Worldwide. Used with permission.w





Liberator Unity UK PCS 60

Version 1.00 (tab 1)

all done 	cool 	awesome 	goodbye 	ha ha ha 	hello 	no 	oops 	please 	sorry 
thank you 	uh oh 	yes 	yuck 	yum 		good morning 	good afterno 	good evening 	good night 
<p>SOCIAL</p>									



Liberator Unity UK PCS 60

Version 1.00 (tab 2)

		this 	that 	these 	those 				
<p>THIS/THAT</p>									



Liberator Unity UK PCS 60

Version 1.00 (tab 3)

bottom 	down 	in 	inside 	middle 	off 	on 	out 	outside 	over 
top 	under 	up 							
		IN/OUT/ON 							



Liberator Unity UK PCS 60

Version 1.00 (tab 4)

		why 	when 	who 	how 	what 	with 		
		WHAT/WHY 							

























	am	can	will	are	would	could	should		

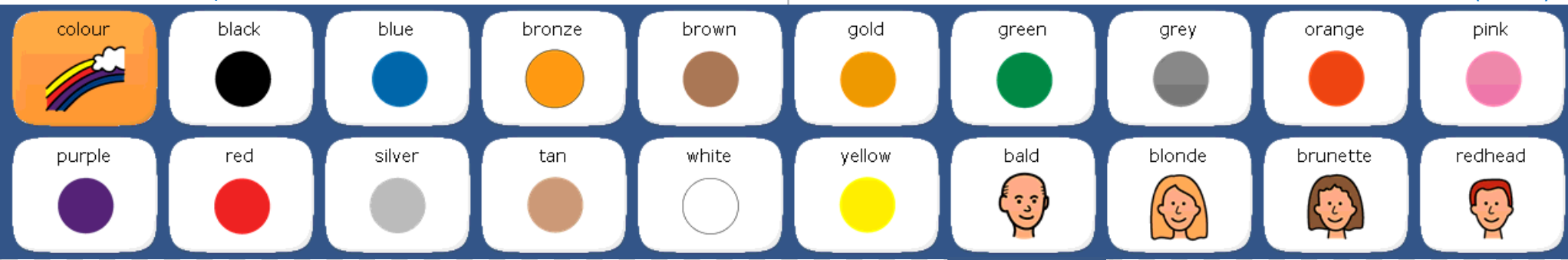
am/can



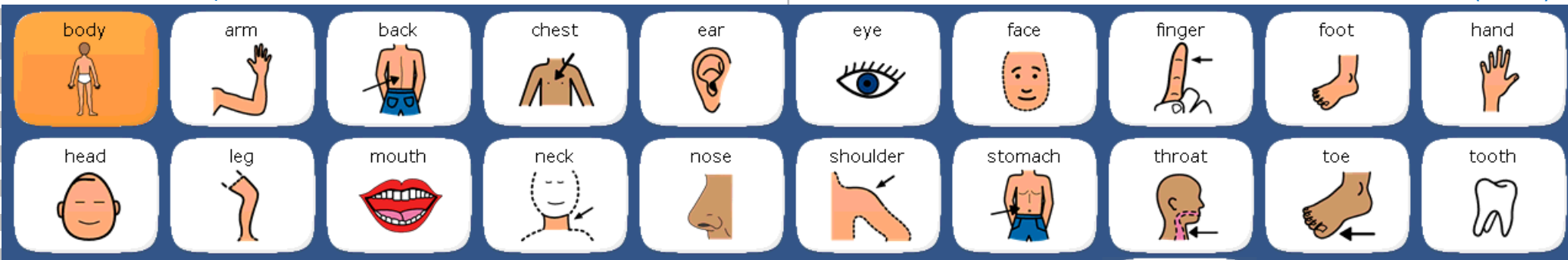
afraid 	angry 	bored 	brave 	disappointed 	embarrassed 	excited 	frustrated 	happy 	hurt 
lonely 	moody 	nervous 	proud 	sad 	scared 	shy 	sick 	upset 	worried 

FEELINGS





COLOURS



BODY






Liberator Unity UK PCS 60

Version 1.00 (tab 9)



Liberator Unity UK PCS 60

Version 1.00 (tab 10)





Liberator Unity UK PCS 60

Version 1.00 (tab 11)

clothing 	blouse 	coat 	dress 	gloves 	hat 	jacket 	jeans 	jumper 	pyjamas 
shirt 	shoe 	shorts 	skirt 	sock 	swimsuit 	T-shirt 	trousers 	underwear 	vest 
CLOTHING 									



Liberator Unity UK PCS 60

Version 1.00 (tab 12)

beautiful 	big 	clean 	cold 	different 	dirty 	dry 	fast 	hot 	little 
medium 	new 	old 	pretty 	same 	slow 	ugly 	wet 	young 	
ADJECTIVES 									



Liberator Unity UK PCS 60

Version 1.00 (tab 13)

parent 	stepfamily 	mother 	father 	brother 	sister 	stepfather 	stepmother 	stepsister 	stepbrother 
grandparent 	relative 	grandfather 	grandmother 	grandchild 	aunt 	uncle 	niece 	nephew 	cousin 
FAMILY 									



Liberator Unity UK PCS 60

Version 1.00 (tab 14)

person 	adult 	baby 	boy 	child 	children 	friend 	girl 	guest 	man 
people 	neighbour 	student 	stranger 	visitor 	woman 				
PEOPLE 									



Liberator Unity UK PCS 60

Version 1.00 (tab 15)

toy 	ball 	balloon 	beads 	block 	bubbles 	car 	doll 	dollhouse 	dress up 
lego 	magic wand 	Mr. Potato He 	playdoh 	puppet 	puzzle 	spin toy 	stuffed toy 	teddy bear 	trampoline 
				TOYS 					



Liberator Unity UK PCS 60

Version 1.00 (tab 16)

buy 	change 	drive 	get 	give 	hear 	hug 	hurt 	listen 	look 
love 	ride 	run 	see 	sing 	sleep 	take 	try 	walk 	watch 
					VERBS 				



Liberator Unity UK PCS 60

Version 1.00 (tab 17)

room 	art room 	bathroom 	bedroom 	cafe 	classroom 	dining room 	gym 	kitchen 	living room 
music room 	office 								

ROOMS



Liberator Unity UK PCS 60

Version 1.00 (tab 18)

place 	beach 	cafe 	cinema 	classroom 	doctor 	farm 	garden 	holiday 	home 
outside 	park 	playground 	pool 	shop 	shopping 	school 	supermarket 	train station 	

PLACE





shape 	circle 	cone 	cube 	cylinder 	diamond 	half 	heart 	hexagon 	oval 
parallelogram 	pentagon 	pyramid 	rectangle 	sphere 	square 	star 	trapezium 	triangle 	whole 

SHAPES




MORE





<b>weather</b> 	<b>clear</b> 	<b>climate</b> 	<b>cloud</b> 	<b>fog</b> 	<b>flood</b> 	<b>frost</b> 	<b>hurricane</b> 	<b>ice</b> 	<b>lightning</b> 
<b>rainbow</b> 	<b>rain</b> 	<b>snow</b> 	<b>storm</b> 	<b>sun</b> 	<b>temperature</b> 	<b>thunder</b> 	<b>tornado</b> 	<b>wind</b> 	
<b>WEATHER</b> 									



<b>meal</b> 	<b>breakfast</b> 	<b>lunch</b> 	<b>dinner</b> 	<b>supper</b> 	<b>snack</b> 	<b>teatime</b> 			
<b>FOOD</b> 									



Liberator Unity UK PCS 60

Version 1.00 (tab 23)

breakfast 	bacon 	bagel 	cereal 	croissant 	doughnut 	egg 	French toast 	jam 	pancake 
pastry 	porridge 	sausage 	syrup 	toast 	waffle 				



Liberator Unity UK PCS 60

Version 1.00 (tab 24)

dairy 	butter 	cheese 	cream 	milk 	yoghurt 				



Liberator Unity UK PCS 60





















Version 1.00 (tab 25)

lunch 	baked potato 	cheese 	cheeseburger 	chicken nugg 	chips 	cracker 	crisp 	fruit 	hamburger 
jam 	jelly 	mac & cheese 	pizza 	salad 	sandwich 	soup 	stuffing 	yoghurt 	



Liberator Unity UK PCS 60

Version 1.00 (tab 26)

fruit 	apple 	banana 	blackberry 	blueberry 	cherry 	coconut 	grape 	kiwi 	lemon 
lime 	mango 	orange 	peach 	pear 	pineapple 	plum 	raspberry 	strawberry 	pumpkin 



Liberator Unity UK PCS 60












Version 1.00 (tab 27)

vegetable 	avocado 	bean 	beetroot 	broccoli 	Brussels spro 	cabbage 	carrot 	cauliflower 	corn 
courgette 	cucumber 	lettuce 	mushroom 	onion 	pea 	pepper 	potato 	spinach 	tomato 














Liberator Unity UK PCS 60














Version 1.00 (tab 28)

meat 	bacon 	beef 	bologna 	cheeseburger 	chicken 	chicken nugg 	ham 	hamburger 	hot dog 
pepperoni 	pork 	sausage 	steak 	turkey 					
















seafood 	clam 	crab 	fish 	fish and chips 	fish fingers 	lobster 	oyster 	prawn 	salmon 
tuna 									



Italian 	fettucini 	lasagna 	linguini 	macaroni 	pizza 	noodle 	ravioli 	rigatoni 	sauce 
shell 	spaghetti 	tortellini 							







Mexican 	burrito 	empanada 	enchilada 	fajita 	guacamole 	nacho 	quesadilla 	refried beans 	rice 
salsa 	taco 	tamale 							



Asian 	eggroll 	fried rice 	fortune cooki 	miso soup 	rice 	sashimi 	stirfry 	sushi 	tempura 
teriyaki 	tofu 	wasabi 	wonton 						




















Mediterranean 	hummus 	shish kabob 	tabouli 						



snack 	biscuit 	cheese 	chocolate 	cracker 	crisps 	fruit snack 	granola bar 	nuts 	peanut 
popcorn 	pretzel 	raisin 	rice cake 	sweets 	yoghurt 				






















 dessert	 brownie	 cake	 candy corn	 cheesecake	 chocolate bar	 cookie	 cupcake	 ice cream	 ice lolly
 jelly	 jelly bean	 lollipop	 marshmallow	 pie	 pudding	 sweets			







 sauces	 ketchup	 mustard	 salad dressin	 salt	 sugar	 pepper			
 flavour	 caramel	 chocolate	 chocolate chip	 mint	 vanilla				



drink 	apple juice 	chocolate milk 	coffee 	coke 	cranberry juice 	fizzy 	hot chocolate 	iced tea 	juice 
lemonade 	milkshake 	orange juice 	pineapple juice 	root beer 	tea 				
<div>DRINKS </div>									



alcohol 	beer 	cider 	wine 						



Liberator Unity UK PCS 60

Version 1.00 (tab )




Liberator Unity UK PCS 60

Version 1.00 (tab )






Liberator Unity UK PCS 60

Version 1.00 (tab )


--



Liberator Unity UK PCS 60

Version 1.00 (tab )


--









Liberator Unity UK PCS 60

Version 1.00 (tab )




Liberator Unity UK PCS 60

Version 1.00 (tab )




Liberator Unity UK PCS 60

Version 1.00 (tab )




Liberator Unity UK PCS 60

Version 1.00 (tab )


## Useful information about this paper based support book

This paper based support book is a support resource which is based upon the Unity UK with PCS symbols and a 60 symbol location. Whilst this book will not contain all of the words that you'll find in the full vocabulary, it should contain the majority of important words you may need day to day.

You can use this book in many ways:

- It can be a great back up for someone who uses a high tech device which is running the same vocabulary—this is useful at times if a device breaks or isn't suitable for the situation (i.e. hydro).
- It can be a useful tool for modelling vocabulary.
- You can use it with someone who is not yet using a high-tech device but whom you feel may benefit from one in the future.
- It can be used as a vocabulary prompt for somebody who has speech but may need some visual supports and prompts.
- It can be useful when used alongside speech, to support others' understanding.

## Top tips for success!

- When modelling language using the book make sure to point to the key words in the communication book as you say them.
- It doesn't matter if you can't build full, grammatically correct sentences using the book—getting the main message across is the priority.